




open minds 2

Student's Book

Contents	2
S Start here!	4
1 My hobbies	8
2 What's the weather like?	18
 Units 1 and 2 Review: Hello again, Jeannie Genie!	28
3 Clothes everywhere	30
4 My body	40
 Units 3 and 4 Review: Jeannie Genie and the dressing up box	50
5 Amazing animals	52
6 A birthday party	62
 Units 5 and 6 Review: Jeannie Genie and the garden	72
Festivals	74
Games	80
Picture Dictionary	86





2

What's the weather like?

Flip this lesson!

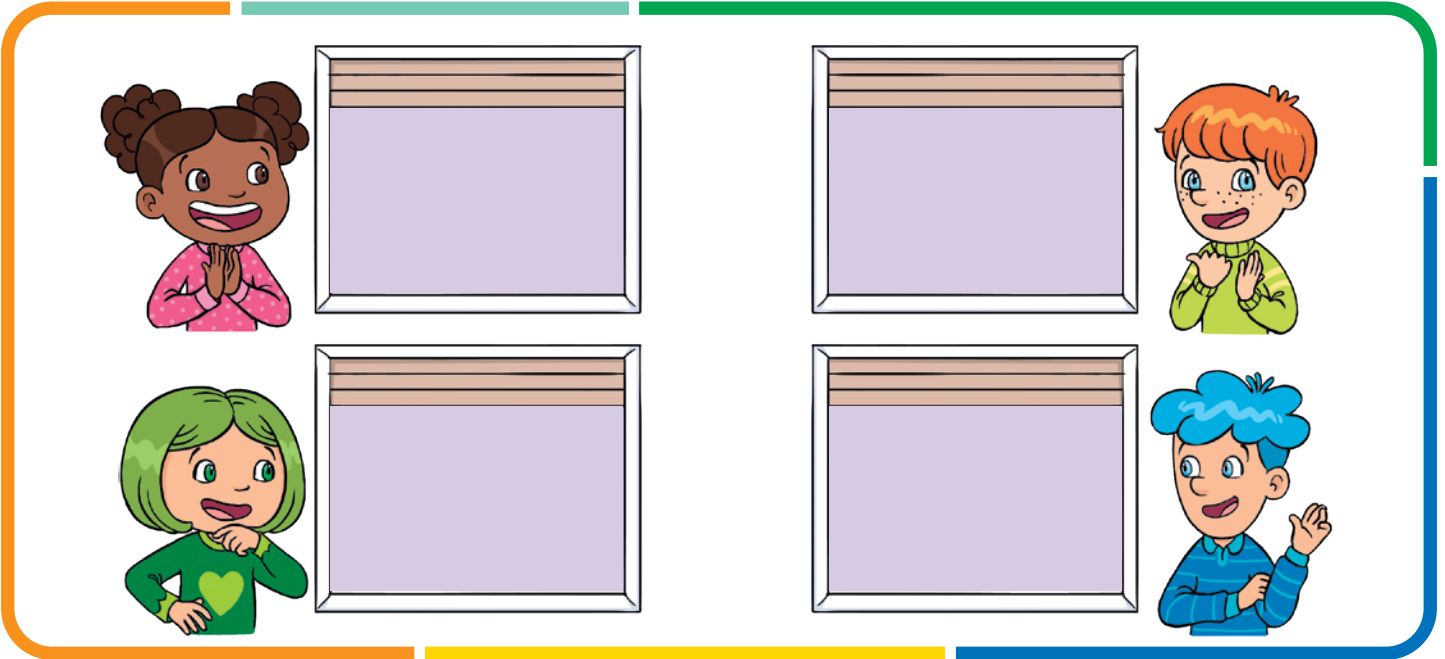


- 1 Discover Watch. 2 Listen, point and say. 2.1



- 3 Watch and sing. 2.2

1 Listen, find and stick.  2.3 



2 Look and write.

Yes, it is.

No, it isn't.



Is it snowing?

Is it sunny?

Your turn! 

Is it raining today?

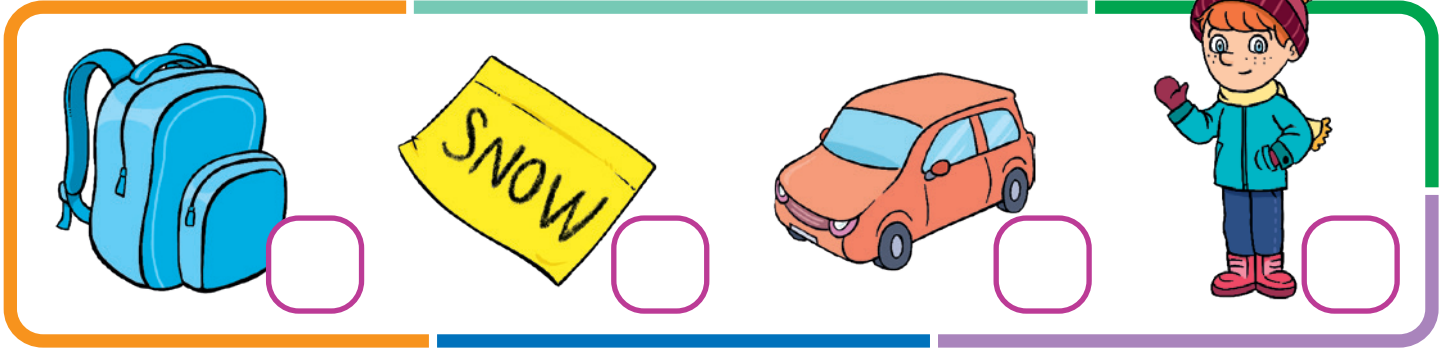


2



A snowy school day

1 Look and write the scene number.



2 Observe Listen and follow. Watch. 2.4





3 Look and choose.

It's **raining** / **snowing**. Finn has got class at **home** / **school**.

4 Finn is surprised he's got school at home. Stick.

Your turn!

Explore

Do you go to school when it's snowing?



1 Watch Lucy and repeat. 



car



cat



crayons



cake

• Do and say.

Click! Crayons.

Click! A cat.

Click! A cake.

Cool!



2

Listen and say.  2.5




spring



summer



autumn



winter



What's the weather like?

1 Watch and listen to Tom and Lucy. Write.

autumn

spring

summer

winter









2 Look and match. Say.



What's the weather like in summer?

It's cold.



What's the weather like in winter?

It's hot and sunny.



3 Listen and number. 2.6









1 Listen and say.  2.7

Yes, it is.

No, it isn't.

2 Read, complete and draw.  It's r .

There's a rainbow.

3 Ask in small groups. 

What's your favourite season?

What's your favourite weather?

Stop, breathe, create

2

Mindful me!

1 Look and match.




snowing

windy

rainbow

cloudy

2 Listen and breathe.  2.8

3  Structure Think. How do you adapt to different weather?


4  Apply Make a weather clock. 



5 Show and tell the class.



It's raining.
I can't ride my bike.

1 Listen and match.  2.9


2 Ask and answer.



What's the weather like in picture 3?

3 Choose your favourite activities in the unit and stick.   

4 Look and colour.

 Conclude

I can talk about the weather and the seasons.





S



T



E



A



M

Make a rainbow

2



Light is made of different colours.
When it passes through water
we can see the colours.

1 Predict Stop and think.



I think method 3 makes a good rainbow.

2 Find out Do the experiment. Tick ✓ and say the colours.

 I can see a rainbow.	Method 1	Method 2	Method 3
	<input type="checkbox"/>	<input type="checkbox"/>	<input type="checkbox"/>

3 Reflect Tell the class.

I can make a rainbow with water and a torch.



Show what you know at home!