

3

Adventures



All aboard!

ALL ABOARD!



Ask about past experiences



Make a list of local places

LANGUAGE BRIDGE



Understanding and accepting differences



Planning a day out

FASTEN YOUR SEATBELT!



Talk about past experiences



Plan local activities

SKILLS STATION



Life in a cold place



The Vikings in Ireland



An interview



Make a tourism leaflet



PROJECT TERMINAL



Present your tourism leaflet



coast desert mountain range tropical rainforest tundra
 caught a fish driven a 4x4 flown over ridden a camel taken photos

- 1 Watch the video. What adventures have you had?
- 2 Look and match. Listen and find the photo pairs. 1.18
- 3 Look at the photos. Discuss with a classmate.
 - 1 Which places would you like to visit?
 - 2 Which of these places can you find in your country?
- 4 Look at the photos. Ask and answer about activities you can do in these places.

What can you do in the desert?

You can ride a camel.

5 Listen and read. Which regions has Ed been to or seen?  1.19



Hannah: Let's do this quiz. It's about travel experiences.
Ed: OK! Ask me a question.
Hannah: Right. **Have** you **ever ridden** a camel?
Ed: **Yes, I have!** In the desert in Morocco. I've ridden a horse too.
Hannah: What about the tundra? **Have** you **ever been** to the tundra?
Ed: What's the tundra?
Hannah: It's a flat place with no trees. It's very cold. The ground is often frozen.
Ed: It sounds like Iceland.
Hannah: **Have** you **ever been** there?
Ed: **No, I haven't.**
Hannah: **Have** you **ever caught** a fish?
Ed: Yes! I've been fishing at the coast lots of times, but I always throw them back in the water.
Hannah: **Have** you **ever seen** a mountain range?
Ed: **Yes, I have. I've seen** the Pyrenees from a plane.
Hannah: And the last one. **Have** you **ever been** to a tropical rainforest?
Ed: **No, I haven't.** But I'd love to go to the Amazon!

6 Read again and answer.

- 1 Has Ed been to Morocco?
- 2 Has Ed ridden a horse?
- 3 Has Ed been to the tundra?
- 4 Where has he been to lots of times?
- 5 Which mountain range has he seen from a plane?
- 6 Which tropical rainforest would he love to visit?

GRAMMAR WAY Present Perfect questions with ever

Have	you		been	to a desert?	Yes, I have.
		ever			No, I haven't.
Has	he		caught	a fish?	Yes, he has.
					No, he hasn't.

Language reference page 101

7 Order the words to make questions. Ask and answer. 


- | | |
|--|---|
| 1 ever / Have you / ? / in the sea / swum | 4 your mum / ? / a tropical rainforest / ever / Has / visited |
| 2 ? / Have you / climbed / ever / a mountain | 5 a 4x4 / Have / driven / ? / ever / your parents |
| 3 slept / ever / Have you / outside / ? | 6 taken photos / ? / under water / Has / your friend / ever |

Have you ever swum in the sea?


Yes, I have! I went to the beach in August.

 **PROJECT STOP 1**

A tourism leaflet

 Your town wants to attract more tourists to your area. In this project, you're going to make a leaflet about local attractions. Make a list of interesting places in your town.

Go to page 34

8 Write two questions to ask a friend about their travel experiences. Swap questions and write the answers. 


Have you ever been to ... ?

TRY SOMETHING NEW!

1 **BEFORE YOU READ** Answer the questions. 

- 1 What's the most unusual experience you've ever had?
- 2 Did you enjoy it?

2 **READ** Read and listen.   1.20

 Which words look similar in your language? Make a list and share.

DAVID'S DIARY 16th April

We've had the most amazing day! Dad drove us to our desert camp. It's the first time that Dad's ever driven a 4x4!



We are staying in a tent in the desert. Our guide is called Mehedi and he's Bedouin. The Bedouin people live in the desert. I told Mehedi that I have never slept in a tent before and he smiled. For Bedouins, that isn't unusual, it's normal! He suggested a camel ride, and he laughed when I said this was a very unusual form of transport for us!

At first I didn't want to ride the camel because it didn't look very friendly. But Dad said that it's good to learn about a different way of life. And it was a lot of fun – more fun than travelling by car!

After the camel ride we had dinner. We drank tea in small glasses. I don't usually like tea without milk, but this tea was delicious! Everyone laughed when I asked, 'Where's the food?' I couldn't see it because they cook it underground, in a hole in the sand! I was a bit worried about trying the food, but it was amazing.

Dad was right. It's good to understand and accept a different way of life!

**AFTER YOU READ**

3 Answer the questions.

- 1 What kind of region did David visit on holiday?
- 2 How did they travel to the camp?
- 3 Why didn't David want to ride a camel?
- 4 What was different about the tea?
- 5 What was unusual about the way the Bedouins cook?

4 Discuss with a classmate.  

- 1 What new experiences did David have in the desert?
- 2 What experiences surprised him?
- 3 What would Bedouin people think about your life?




There's David and Dad. They've had their dinner in the desert.

 Activity Book page 25

 1.21

PLANNING A DAY OUT

BEFORE YOU WATCH

- 1 Discuss with a classmate. 
 - 1 Have you ever had a day out in the mountains?
 - 2 What did you take with you?

- 2 Read, look and answer.

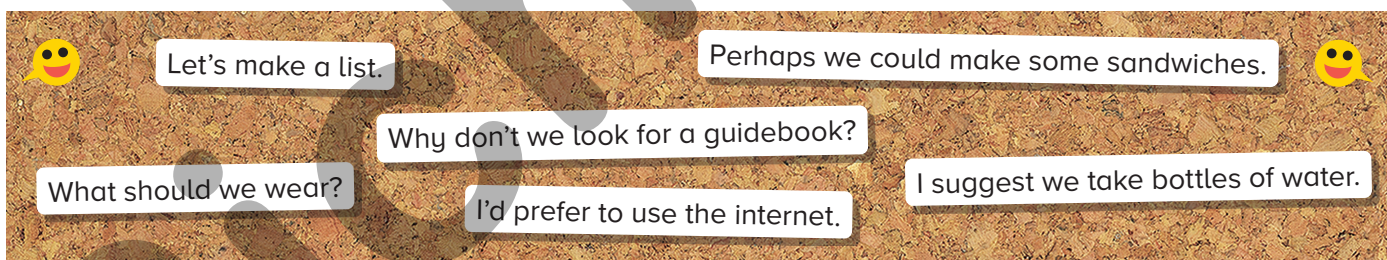
Sophie's dad likes walking in the mountains. He wants to go on Saturday and has offered to take Sophie and one of her friends too. He has asked Sophie to organise the day out. She is talking to Danny about the trip.



- 1 What does Sophie's dad want to do on Saturday?
- 2 What has he asked Sophie to do?
- 3 What can you see in the scene?
- 4 What food do you think they should take?

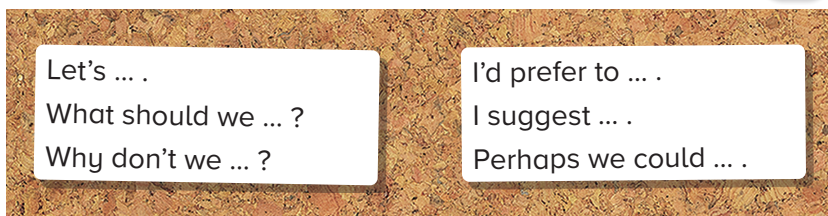
WATCH

- 3 What food do they decide to take?
- 4 Watch again and raise your hand when you hear these phrases.



AFTER YOU WATCH

- 5 Answer the questions.
 - 1 How are they going to get there?
 - 2 What should they wear?
 - 3 Why does Danny prefer to use the internet?
 - 4 What do they almost forget about?
- 6 Plan a day out. Complete with your own ideas. 



Communication

Student A: Go to page 93
Student B: Go to page 97

Fasten your seatbelt!



- 1 Watch the video. Have you been camping?
- 2 Choose one word from each box to complete the phrases. Listen and say. 1.22

bought charged checked found washed

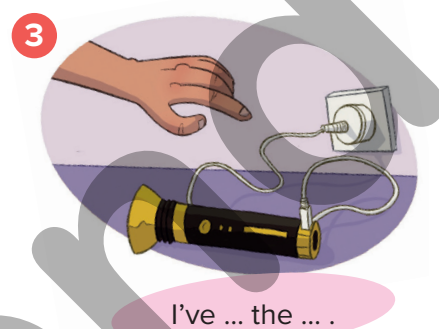
compass first-aid kit
insect repellent sleeping bag torch



I've ... my



I've ... some



I've ... the



I've ... my ... !




Have you ... the ... ?

- 3 Read and complete. Listen and check. 1.23

<http://www.campingwithcarl.tips>

CARL'S CAMPING TIPS

Remember, there aren't any lights in a field! So it's a good idea to take a (1) ... with you when you go camping. But don't forget to (2) ... it first! Another useful item is a (3) You should always have bandages and antiseptic cream in there, so always (4) ... you have these things in your kit before you leave. While you're at the chemist's, buy some (5) In my experience, this is one of the best things I've ever (6) There's nothing worse than waking up in the morning with mosquito bites! It can get cold in a tent, so take a warm (7) You can (8) ... it and hang it on the washing line to dry. You must take a map, but it's also useful to take a (9) I (10) ... an old one that belonged to my dad. I thought it was old-fashioned but in fact, it was very useful on my last trip!



- 4 Take turns to finish the sentences.

I've charged

I've checked

I've bought

I've washed

I've found



I've charged the torch.



I've bought a compass!

5 Listen and read. List the things that Sophie has already done.  1.24

To mumanddad@home.camping
From sophie@home.camping

Hi, Mum and Dad!



Our first day on the school camping trip **has been** great! We found a good place to camp near a lake and we **'ve already swum** in it. **I've put** my sleeping bag out in the sun because it got a bit wet. It **hasn't dried** completely **yet**, but it will be OK.

We **'ve already been** for a walk in the mountains. It's so beautiful here! And **I've already used** my new compass. Thanks to me and my compass, we **haven't got** lost **yet**!

We **haven't slept** in our tents **yet**, but **I've already charged** my torch, so I'm ready for a dark night! I'm glad you bought me the insect repellent, because **I've already seen** some mosquitos... I **haven't had** any bites **yet**, so it must be working! Luckily, nobody **has hurt** themselves **yet** and we **haven't needed** to use our first-aid kit!

I'll email you again tomorrow!

Love, Sophie

6 Read again and say *True* or *False*. Correct the false sentences.

- | | |
|--|--|
| 1 They've been on the trip for a week already. | 4 Sophie hasn't used her compass yet. |
| 2 They have already been swimming. | 5 They haven't got lost yet. |
| 3 Sophie's sleeping bag has already dried. | 6 She's already had some insect bites. |

7 Read and say. What have they already done? What haven't they done yet? 

Camping checklist
Have you...

- found a good place to camp? ✓
- unpacked your sleeping bags? ✓
- collected wood for the campfire? ✗
- washed your plates and cups? ✗
- used insect repellent? ✓
- written in your diaries? ✗

GRAMMAR WAY Present Perfect with *already* and *yet*

I	have	already seen some mosquitos.
She	hasn't	had any mosquito bites yet .

Language reference page 101



They've already found a good place to camp.


 **PROJECT STOP 2**

A tourism leaflet

Think of activities you enjoy in your town.

Research other activities you can do in the area.

Go to page 34

8 Write three things you have already done today, and three things you haven't done yet. 

I've already had breakfast.

I haven't had lunch yet.

Skills Station

Reading

1 **BEFORE YOU READ** Ask and answer.

- 1 What can you see in the photo?
- 2 Where do you think this place is?
- 3 Would you like to visit a place like this?



2 **READ** Read and listen. Match the headings and the paragraphs.



Transport

Food and clothing

Houses

Help desk

sledge: transport used for moving across snow or ice

Life in a cold place

The Inuit people have lived in Arctic regions for thousands of years. Over this time, they have adapted to the extremely cold environment in several ways.

1 For many centuries, the Inuit built snow houses called igloos. A traditional igloo had a long entrance tunnel which kept the cold out. Inside, there were animal skins to keep the family comfortable and warm. Now, Inuit people live in houses, but they sometimes still use igloos when they go on hunting trips.

2 Not many plants grow in the Arctic, so the traditional Inuit diet consisted mostly of meat and fish.

People hunted Arctic animals for meat, and used the skins to make tents and clothes.

3 It's difficult to move around on the snow, so the Inuit adapted by using dogs to pull their sledges. They also used boats; in fact, this is where the word *kayak* comes from! These days, however, the most common way for many Inuit people to move around is on special 'snow motorbikes' called snowmobiles.



AFTER YOU READ

3 Answer the questions.

- 1 How did the Inuit adapt their houses to live in a cold environment?
- 2 Where do the Inuit live now, when they aren't hunting?
- 3 Why didn't the Inuit eat fruit and vegetables?
- 4 What traditional forms of transport did they use?
- 5 What transport do they use today?

4 Discuss with a classmate.

- 1 What do you think it would be like to live here?
- 2 Would you prefer to live in a very hot place?



PROJECT STOP 3

A tourism leaflet

Make a local tourism leaflet.

Decide how to present your information.

Go to page 34

Viewing



IRELAND



Virtual tour

3



Connor

THE VIKINGS IN IRELAND

Many centuries ago, the Vikings sailed across the sea from Northern Europe to Ireland.

They settled in what is now the city of Dublin. You can learn all about the Vikings and this time in Ireland's history at Dublinia, the Viking museum.

BEFORE YOU WATCH Ask and discuss.



- 1 What do you know about the Vikings?
- 2 What can you see in the photos?

WATCH Watch and answer.



- 1 Where did the Vikings come from?
- 2 What were their houses like?
- 3 What are the letters of the Viking alphabet called?

AFTER YOU WATCH Ask and discuss.



- 1 Would you like to visit Dublinia?
- 2 Viking culture is important in Ireland's history. Which cultures are important in your country's history?



MY PASSPORT

PAGE 20

Writing AN INTERVIEW

1 Read and answer.

- 1 What unusual home is the interview about?
- 2 Why does the person live there?
- 3 Find the question words in the interview and study the Writing Tip box.



WRITING TIP

Questions

We use **Wh-** questions to ask about **facts**.

We use **How much** and **How many** to ask about **quantities**.

We use **How long** to ask about **time**.

An interview with Jason Smith

by Ryan

Where do you live? I live in a treehouse.

How long have you lived here? I've lived here for nine years. Before that, I lived on a boat. But I prefer the view from up here!

How different is living in a treehouse from living on the ground? It's more difficult to carry shopping up to my kitchen!

What do you like most and least about your home? I like it because it's quiet. But climbing up or down at night, with only a torch, is a bit scary.



Go to Activity Book page 29 and write your own interview.





Project Terminal

A TOURISM LEAFLET

Your town wants to attract more tourists to your area. In this project, you're going to make a leaflet about local attractions and present it to the class.

Project Portfolio: Activity Book page 30



- Work in a small group.
- Make a list of interesting places in your town.
- Think about the kind of places tourists like to visit.



- Make a list of local activities that you have done.
- Research more activities you can do in your area.
- Find pictures of the activities and places.



- Make a local tourism leaflet.
- Decide how to present the information and which pictures to include.
- Plan how to present your leaflet to the class.



Present

- Practise your presentation.
- Present your tourism leaflet to the class.
- Display your leaflets in your school.

PRESENTATION TIP Moving your body



When you stand up straight, you feel confident and it looks great too.

- Keep both feet on the floor.
- Put your arms by your sides.
- Put your shoulders back.
- Move your chin up.

There are lots of amazing places to visit in our town.



For example, the amusement park.



21st CENTURY SKILLS

RESPECT FOR THE PLANET

- 1 What problems can tourists cause for the environment?
- 2 How can you show respect for the planet when you visit new places?
- 3 How could your town help tourists care for the environment?

EVALUATION

- Have you discovered anything new about your town?
- Are you going to visit any new places?
- Did you stand up straight during the presentation?



Checkpoint

1 Ask and answer questions.

» EXAM TIP Speaking Listen carefully to the question words to help you form the correct answer.



Student A: Evie's holiday

Where	mountain range
Name of camp	White Mountain Camp
Have already done	climb a mountain
Haven't done yet	swim in a lake
Taken photos?	yes

Student B: George's holiday

Where	tundra
Name of camp	Ice Lodge
Have already done	sleep in a tent
Haven't done yet	catch a fish
Taken photos?	no



2 Look and read. Choose the correct words.

» EXAM TIP Reading and Writing Copy the words very carefully, including any articles. You will lose points for not spelling words correctly.

a compass

a first-aid kit

insect repellent

sleeping bags

a torch

- 1 You use this product when you go somewhere with lots of bugs.
- 2 This is a place with very little rain.
- 3 This is a vehicle that you can drive off the normal roads.
- 4 In this place there are lots of trees and animals and it is usually very hot.
- 5 You should always take this with you if you go hiking in case you hurt yourself.
- 6 You use this to see at night, when it's dark.
- 7 This is an important item which shows you which direction you are going.
- 8 You use these things when you're camping to keep you warm at night.

the tundra

a rainforest

desert

the coast

a 4x4



Our trip to Australia **CITIES**


1 BEFORE YOU WATCH Answer the questions with a classmate.

- 1 What are the most famous cities in your country?
- 2 Why is your nearest city special?
- 3 Do you know any famous Australian cities?

2 WATCH What did you learn about these six cities?



Perth



Darwin



Cairns

3 AFTER YOU WATCH Read and write the correct form of the words in your notebook.

Hi Emily!

How's your holiday? We're in the Australian Outback! That's the name for the middle part of Australia. There are no cities here, it's like a desert. But this **(1) ... (have)** been the best holiday ever! We've already **(2) ... (ride)** horses three times this week, I nearly **(3) ... (fall off)** while we were crossing a river!

We have already **(4) ... (buy)** three new bottles of insect repellent; there are a lot of insects and wild animals here! We haven't **(5) ... (find)** any insects in the tent yet, but I check my sleeping bag every night. Yesterday, I was **(6) ... (listen)** to music when my sister **(7) ... (scream)** because she saw a huge snake!

Have you ever **(8) ... (fly)** in a small airplane? Last week we flew over a mountain range; it was beautiful, but a bit scary! My sister was **(9) ... (shake)**!

Let's video call soon, I want to **(10) ... (tell)** you my other stories!

Tina



Brisbane



Sydney



Melbourne

4 RESEARCH Find out more about a city in Australia.

Use the internet or the library for your research. Choose a city and make notes about:

- Where it is
- Special or interesting buildings
- What the climate is like
- Its history

5 CREATE Prepare a game show about cities in Australia.

- 1 Work in a small group. Use your research to write questions about your chosen city.
- 2 Decide who from your group will ask the questions, and who will answer the other groups' questions.
- 3 Collect any materials you need.
- 4 Practise your game show questions.

6 PERFORM Perform your game show as a class.

Communication:

Remember to use your body to help you to communicate.

Digital literacy: Remember to stay safe online when you are researching.

Respect for the planet: Think carefully about the materials you use in class.



PRESENTATION TIPS

Remember to use your hands, eyes and body language to communicate with your audience.

Nick, is Sydney the capital of Australia?

I think the answer is... no.

Correct! Well done!

