



# MARBLES

Activity Book



**Herbert Puchta**  
**and Gavin Biggs**  
with **Anna Osborn**  
and **Flavia Lamborghini**



# 2

# My school is cool!



## Vocabulary

1 Trace and match.

rubber

pen

book

bag

desk

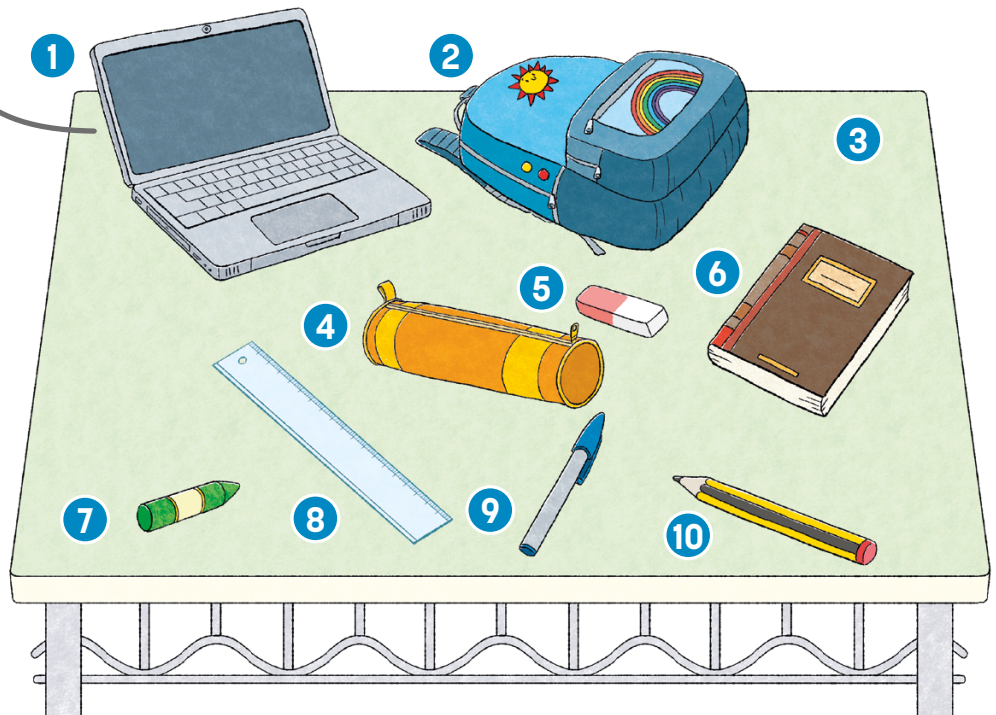
laptop

pencil


pencil case

ruler

crayon



2 Listen and number.





# Language 1

1    Read, match and colour.

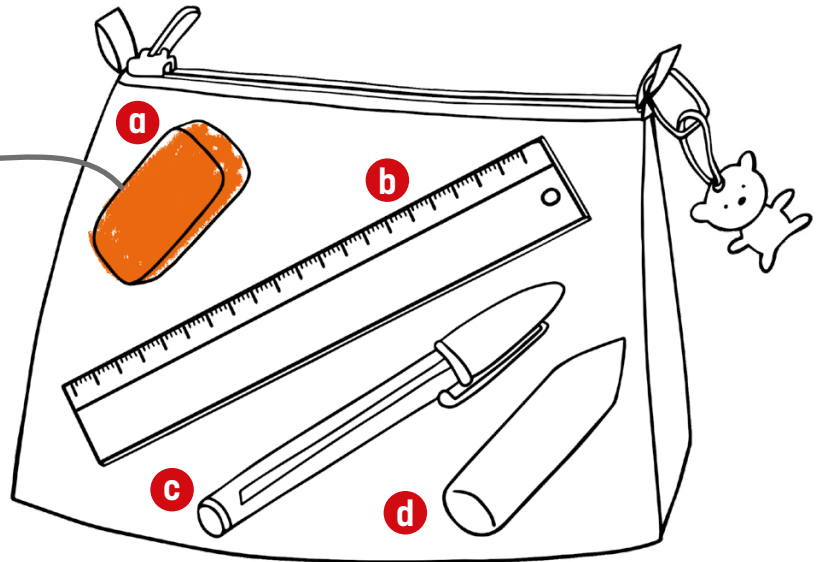
What's this?

1 It's an orange rubber.

2 It's a red crayon.

3 It's a green ruler.

4 It's a blue pen.



2   Trace and draw.



It's a pencil case.



It's a bag.



It's a crayon.



It's a book.



# Spelling: P



1  Trace and match.


1 pen

2 pencil

a




b



2    Listen, trace and sing.

## Let's play a game!

On my desk, desk, desk,  
It's a book, book, book.  
Is it black? Is it brown?  
Have a look!





## Language 2

1   Read, look and circle.

1 Is it a ruler?

Yes, it is.

No, it isn't.

2 Is it a pencil?

Yes, it is.

No, it isn't.

3 Is it a pencil case?

Yes, it is.

No, it isn't.

4 Is it a rubber?

Yes, it is.

No, it isn't.

5 Is it a crayon?

Yes, it is.

No, it isn't.

6 Is it a bag?

Yes, it is.

No, it isn't.



2   Look and trace. Then say.



Is it a rubber?



Is it a desk?



Is it a laptop?



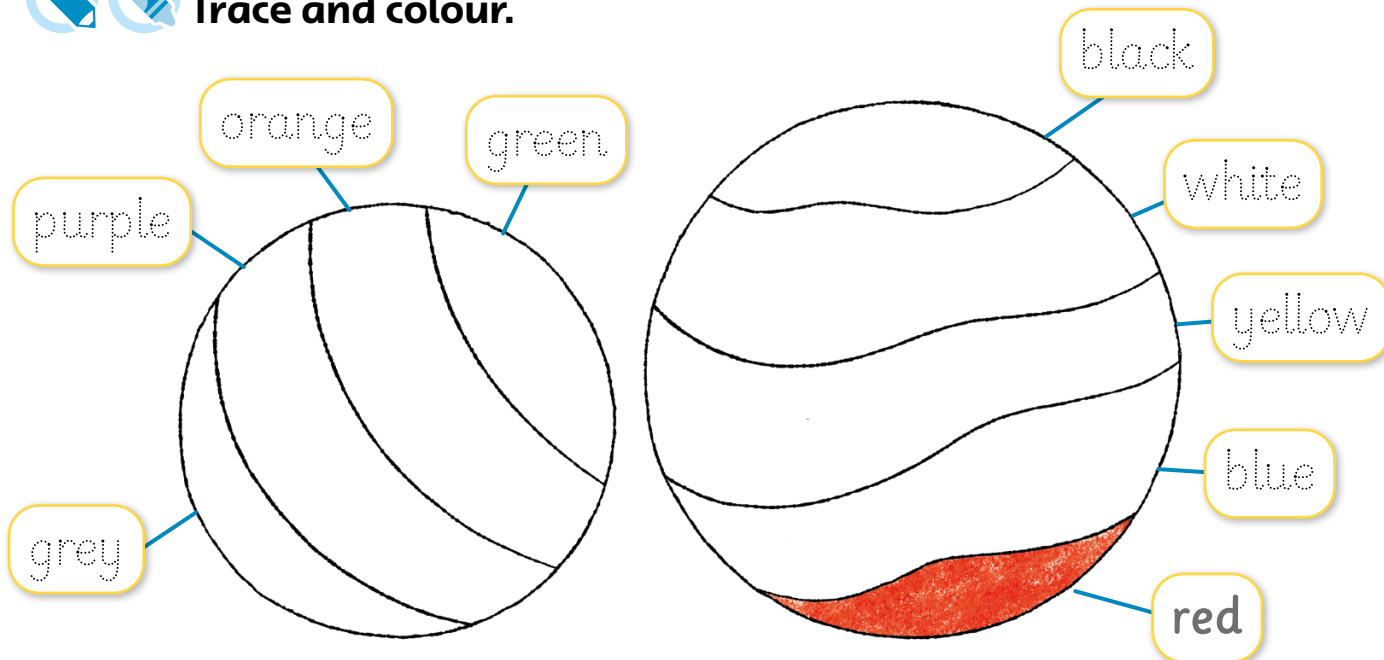
Is it a book?



# CLIL: Art




## Colours




1   Trace and colour.





2   Colour and match.

1  +  =   
red yellow


2  +  =   
blue red

3  +  =   
yellow blue

4  +  =   
black white

a   
purple

b   
orange

c   
grey

d   
green




# Value

Help your friends!

1



Look and number.



2



Trace and colour.



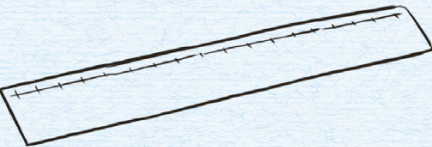
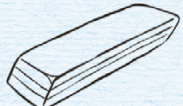
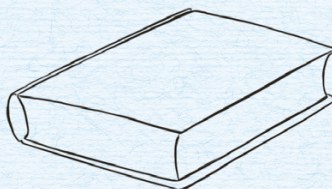
Well Done!

Help your friends!



## Writing: a list

1   Look, trace and colour.

- a red pencil 
- a green crayon 
- an orange ruler 
- a yellow rubber 
- a blue book 

2   Draw and write.

● a/an .....

● a/an .....








## My word file

1 Find and colour.  
Then trace and ✓ or X.

- 1 book
- 2 pen
- 3 pencil
- 4 pencil case
- 5 rubber


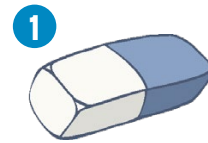


- 6 ruler
- 7 bag
- 8 crayon
- 9 desk
- 10 laptop

## My language file

2 Read, look and circle.

- 1 What's this? It's a ruler / **rubber**.
- 2 Is it a book? **Yes, it is.** / No, it isn't.
- 3 What's this? It's a **book** / desk.
- 4 Is it a crayon? **Yes, it is.** / No, it isn't.



## My learning file

Now I can ...

- say words for classroom objects ○ ○ ○
- ask what things are ○ ○ ○
- say colours ○ ○ ○
- write a list ○ ○ ○