



# MARBLES

Activity Book



**Herbert Puchta**  
with **Catherine Zgouras**  
and **Flavia Lamborghini**



# 2


# Save the planet!



## Vocabulary

### 1 Look and complete.

- 1 donate toys and clothes
- 2 ..... by bike
- 3 ..... off the light
- 4 turn off the .....
- 5 plant .....
- 6 ..... renewable energy
- 7 use ..... transport
- 8 ..... paper
- 9 recycle .....
- 10 pick up .....



### 2 Read and complete.

Things I do every day to help save the planet:

- I <sup>1</sup> use public transport to get to school or sometimes I <sup>2</sup> ..... by bike.
- I always <sup>3</sup> ..... rubbish and put it in the bin.
- I <sup>4</sup> ..... paper when I'm drawing and writing notes.
- When I leave a room, I always <sup>5</sup> ..... the lights.

### 3 Read and complete. Use words and phrases from Activity 1.

1 Our neighbourhood isn't very green.

Let's plant some trees.

3 I'm going to wash my hands.

OK. Remember to .....  
the .....

2 My cupboards are full of old toys and clothes. I never use them.

Why don't you ..... them?

4 Look how dirty the beach is!

Yes! Let's ..... the .....



### 1 Complete the responsible promises. Use *will* or *won't*.

- 1 This year I'll ..... go to bed before 10 p.m. every night.
- 2 We promise we ..... play video games on a school night.
- 3 Mark and Sara ..... buy any new toys until their birthdays.
- 4 I promise I ..... tidy my room at the weekend!
- 5 My mum's company ..... plant 50 trees to help the planet.

### 2 Look and complete. Use *will* or *won't* and the verb in the box.

1



save

She ..... *won't save* ..... water.

2



catch

He ..... the ball.

3



recycle

He ..... plastic.

4



save

She ..... energy.

5



reuse

He ..... paper.

6



help

She ..... her neighbour.

### 3 Put the words in order and complete the sentences.

- 1 after school / won't / the children / play in the park

*The children won't play in the park after school* ..... because it's raining.

- 2 drop rubbish / we / won't / at the beach

..... when we go tomorrow.

- 3 'll / you / I / help

..... with your homework.

- 4 go to work / won't / today / Dad

..... because it's Sunday.



# Say it! Spell it!

Can you remember my rap?



1 Complete the rap. Then listen and check.

What a wonderful world! What a wonderful world!  
 We want to <sup>1</sup> save our wonderful world!  
 We won't waste <sup>2</sup> ..... We'll turn off the <sup>3</sup> .....  
 We won't waste <sup>4</sup> ..... We'll turn off the <sup>5</sup> .....  
 What a wonderful world! What a wonderful world!  
 We want to <sup>6</sup> ..... our wonderful world!  
 We'll <sup>7</sup> ..... paper. We'll <sup>8</sup> ..... it, too.  
 We want to save our world. What about you?



2 Now write your own chorus and verse. Practise saying them!

What a wonderful world! What a wonderful world!  
 We want to .....!  
 We won't ..... We'll .....  
 We won't ..... We'll .....



## Serkan's sounds

s and z

1 Listen and repeat. Do all the pink letters sound the same?

waste recycle reuse Yes / No

2 Write the words in the correct group. Then listen, check and repeat.

missing choose recipe  
 zebra plastic bruise  
 designer save

waste  
 missing  
 .....  
 .....  
 .....

reuse  
 .....  
 .....  
 .....  
 .....

3 What other words do you know with these sounds? How do we spell them?



1 Read and circle.

1 They will / Will they have robot teachers?

2 What kind of car will you / you will drive?

3 Will there / There will be more trees in our parks?

4 Will we / We will recycle more things?

5 Where people will / will people work?

6 Will we / We will have more free time?

2 Complete the dialogue. Use the correct form of will and the verbs in the box.

be have go help come

Joel: May, <sup>1</sup> will you have any free time on Saturday?

May: Yes, I <sup>2</sup> . Why?

Joel: There's a lot of rubbish in the forest. <sup>3</sup> you us to pick it up?

May: <sup>4</sup> there any teachers there?

Joel: No, there <sup>5</sup> , but my parents and Leo's parents want to help, too.

May: OK. Great. I <sup>6</sup> with you. <sup>7</sup> you all to the forest by bike?

Joel: Yes, we <sup>8</sup> . See you on Saturday morning at 10! Thanks, May!



3 Look and complete the questions. Then answer for you.

1



Will you go by bike when it's possible? Yes, I will. or No, I won't.

2



plastic?

3



What you when you leave the room?

4



your old toys?

Be creative! Imagine you're interviewing an important person in your country about the environment. Write a question with will.


.....

**1 Read the poems. Write the letters.**

- 1 Poem d uses the most repetition.
- 2 Two pairs of lines rhyme in poem .....
- 3 The writer sounds angry in poem .....
- 4 The first letters of each line in poem .... spell a word.
- 5 Poems ...., .... and .... have important ideas.
- 6 Which is your favourite poem on this page? ....

**a**

'I love your colours,' I said to the flowers,  
 'So bright and pretty through the year.'  
 'And we love bees,' they said to me,  
 'So save the bees and we'll be here.'



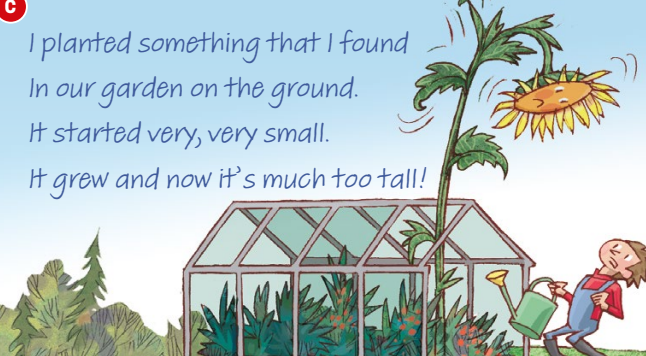
**b**

Please stop and think.  
 Look around at our world.  
 Are we doing our best?  
 No, let's do more.  
 Earth needs our help.  
 That's what I say.



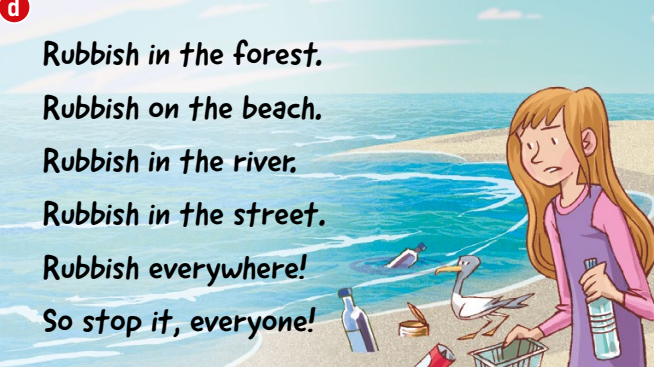
**c**

*I planted something that I found  
 In our garden on the ground.  
 It started very, very small.  
 It grew and now it's much too tall!*



**d**

**Rubbish in the forest.  
 Rubbish on the beach.  
 Rubbish in the river.  
 Rubbish in the street.  
 Rubbish everywhere!  
 So stop it, everyone!**



**2 Plan. Read the poems on Pupil's Book page 28 again. Think about your poem. Make notes and tick (✓).**

**What will your poem be about?**

.....

**Close your eyes and think of words and ideas. Then make notes.**

.....

.....

**What type of poem do you want to write?**

a shape poem?

a funny poem?

a senses poem?

a poem spelling a word with the first letters of each line?

a poem with lots of repetition?

**Now write your poem. Use your ideas from Activity 2.**



CLIL Video Review

Colour one of the stars and write.



The best part is about not visiting zoos! It isn't good to have animals in cages.

My comment:

1 New CLIL words Read and complete.

business damage pollution traffic cause tourism

- 1 In some cities, it isn't safe to breathe because of all the pollution.
2 We live near a shopping centre, so lots of drives down our road.
3 My cousin has her own. She makes soap that's better for the environment.
4 Don't catch butterflies! You can easily their wings or legs.
5 Some countries protect animals more now because it's important for.
6 Higher sea levels in the future will problems for small islands.

2 Read and circle.

- 1 Tourism creates / doesn't create jobs for local people.
2 Jobs / Some jobs in tourism don't pay a lot of money.
3 Tourism keeps local traditions alive / destroys local traditions.
4 Money from tourism can help the environment / tourists.
5 Small businesses make / don't make a lot of money from tourism.
6 There can be / isn't a lot of traffic from tourism, which affects the environment.



3 Are the effects positive (P) or negative (N)? Then think and write another positive idea and another negative idea.

Effects of tourism

- Local people meet new people and learn their language. P
Tourists meet local people and learn their traditions.
There are too many people in one place and it gets noisy and dirty.
Money from tourism can help make better roads.
Popular places become too expensive for local people.
Local people have to work very long hours in the summer.

Positive

Three horizontal lines for writing positive effects.

Negative

Three horizontal lines for writing negative effects.

# Imagine, research and present

## PROJECT: A creative environmental solution

Who's in our group?

What ideas did we talk about?

What's my job for the research?

- Find out about an environmental problem.
- Find interesting statistics about this problem.
- Find creative solutions to this problem.
- .....

Research notes / Websites that we used:

Our creative environmental solution .....

### Getting ready to present

Read and match. Write the beginning of a presentation.

- |                                  |                                     |  |
|----------------------------------|-------------------------------------|--|
| 1 Did you know that many schools | <input type="checkbox"/>            | a can move clouds to places that need water. |
| 2 We can do lots of              | <input checked="" type="checkbox"/> | b around the world don't have clean water?   |
| 3 We can turn off the tap        | <input type="checkbox"/>            | c when we clean our teeth.                   |
| 4 We can have showers            | <input type="checkbox"/>            | d things to save water.                      |
| 5 We always want to              | <input type="checkbox"/>            | e instead of having baths.                   |
| 6 Our solution is a machine that | <input type="checkbox"/>            | f do more to save our planet.                |

Hello and welcome to our creative environmental solution. Did you know that

.....  
.....  
.....

Now prepare YOUR presentation.

My job for the presentation: .....





## My word file

I know these phrases for saving the planet. Look and write.




1 donate toys



6 off



7 off



## My language file

I can use **will** and **won't** for promises and predictions.

Write two sentences.

*I won't waste water.* .....

*Everyone will drive electric cars.* .....

Check your spelling!  
Pupil's Book p.23



I can make questions and short answers using **will**.

Answer and then write questions so that the answers are true for you.

1 Will you work in another country one day? .....

2 ..... Yes, I will.

3 ..... No, I won't.

### About this unit

Think, circle and write.

My favourite **activity** / **picture** / **lesson** is on page .....

My comment: .....

I loved the poems.

The project was fun.

We thought about the future.