



# MARBLES

Pupil's Book



**Herbert Puchta  
and Gavin Biggs**  
with Anna Osborn



# 2

# My school is cool!

1



Look, listen and point.



Find  
Whatsit!





# Vocabulary

2



Watch or listen. Then point and say.

1



bag

2



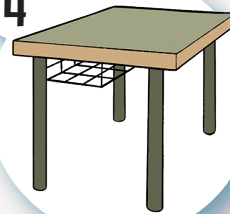
book

3



crayon

4




desk

5



laptop

6




pen

7



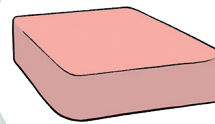
pencil

8



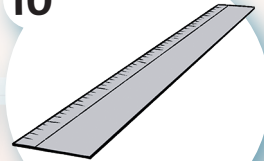
pencil case

9



rubber

10



ruler

3



Listen, point and remember. Chant.





# Language 1

1 Listen and read. Then say.



2 Listen and ✓ or X.

1



X

2



3



4



3 Point, ask and answer.

What's this?

It's a blue bag.





1   Listen and say.



It's a pink and purple pen!



2    Watch, listen and sing.

## Let's play a game!



*English is a fun game,  
Lots of words to play.  
Lots of words for school things,  
Let's play the game today.*



In my bag, bag, bag,  
It's a pen, pen, pen.  
Is it red? Is it blue?  
Let's look again!

On my desk, desk, desk,  
It's a book, book, book.  
Is it black? Is it brown?  
Have a look!



On my chair, chair, chair,  
It is ... me! me! me!  
Is it Tom? Is it Kate?  
No! It's meeeeeeee!







# Language 2

1 Listen and read. Then say.



2 Point, ask and answer.



Is it a book?

Yes, it is!

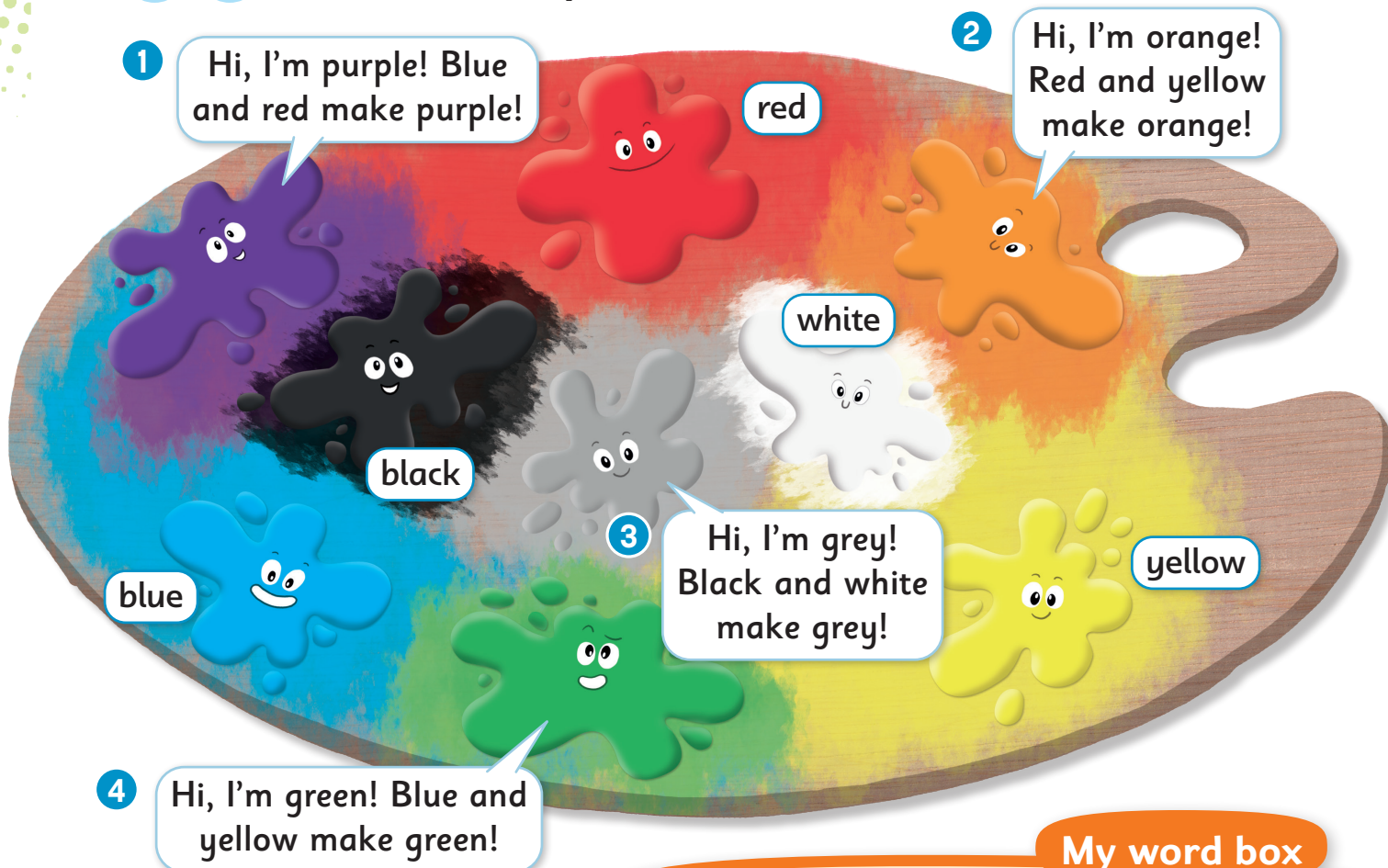




# CLIL: Art

## Colours

1 Listen, read and point.



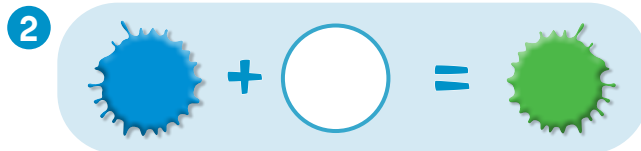


### My word box

make • purple • orange • grey • green

2 Look and colour. Then say.

Red and yellow make orange.





# WHATSIT AND FRIENDS! Show and tell

1 Watch the story. Then listen and read.







# Value

Help your friends!



Listen and match. Then read and say.

1 Can you help me, please?

2 OK! No problem!

3 Thank you!



2 Look and ✓ or X. Then point and say.



That's good.

That's not good.

1

a

Can you help me, please?



b



2

a

Can you help me, please?



b


OK! No problem!

Thank you!



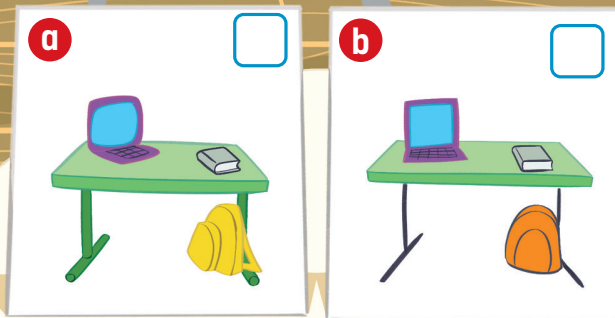
Imagine, create and play

My classroom



Sally

Sam



1 Look, listen and ✓.

2 Close your eyes, listen and imagine. Then draw your classroom in the picture and say.

A blue desk.  
The book is under  
the desk.