



# MARBLES

Pupil's Book



**Herbert Puchta**  
with **Anna Osborn**




# 2



# Save the planet!

## I already know ...

- 1 What words do you know to describe nature and the weather? What do you do to help the planet?




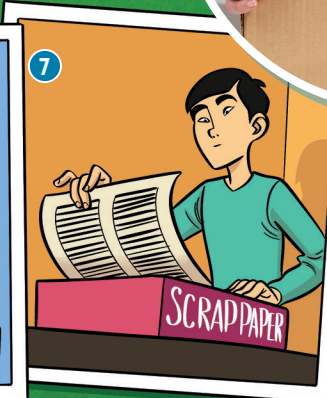
## We can save energy and water!



## We can help the environment!



## We can use things again!



## We can travel responsibly!





## Learn to ...

- talk about helping the environment.
- talk about the things that I will and won't do in the future.
- read and write a poem.
- be responsible tourists.



5



10



## Vocabulary

2 Listen and answer. What does Carla use again from Kenji's box?

3 Match the numbers with the words. Then listen, check and repeat.

|                 |                          |                      |                            |
|-----------------|--------------------------|----------------------|----------------------------|
| donate toys     |                          | reuse paper          | <input type="checkbox"/>   |
| and clothes     | <input type="checkbox"/> | turn off the light   | <input type="checkbox"/>   |
| go by bike      | <input type="checkbox"/> | turn off the tap     | <input type="checkbox"/>   |
| pick up rubbish | <input type="checkbox"/> | use public transport | <input type="checkbox"/>   |
| plant trees     | <input type="checkbox"/> | use renewable        |                            |
| recycle plastic | <input type="checkbox"/> | energy               | <input type="checkbox"/> 1 |

4 Read and complete. Write the letters from the leaves in the same order to find the mystery word.

1 I recycle plastic by putting my yoghurt pot in the recycling bin.

2 I \_\_\_\_\_ when I leave a room to save energy.

3 I \_\_\_\_\_ when I'm brushing my teeth to save water.

4 I \_\_\_\_\_, for example the bus or train.

5 I \_\_\_\_\_ in a local forest to help the environment.

6 I \_\_\_\_\_ old \_\_\_\_\_ so that other children can play with them!

Let's care for our \_\_\_\_\_.

5 What do you do to make a difference to the planet?

I recycle ...

I pick up ...



Activity Book p.16



1 Read and listen. How many different people have made planet promises?



I'll turn off the light. I won't leave my computer on at night. I won't waste energy!

---

I'll plant trees. I won't drop rubbish.

I'll look after the planet!

---

I'll donate old toys. My dad will donate old clothes and my brother will donate old books. We won't buy new toys, clothes or books. We'll all use things again!

---

My sister and I will go by bike! We'll travel responsibly!

### will / won't for promises

|                              |                                |                                       |
|------------------------------|--------------------------------|---------------------------------------|
| I'll recycle paper.          | Sue <b>will</b> reuse bottles. | The children <b>will</b> plant trees. |
| I <b>won't</b> drop rubbish. | She <b>won't</b> waste energy. | They <b>won't</b> waste water.        |

▶ Find out more on page 100.

2 What two promises have these people made? Look and make sentences with 'll / will and won't.

Zak won't waste water. He'll ...


1

Zak



2

Louise



3

Ruth and Marco



3 Choose three ideas from Activity 2. Tell your partner your promises.

I'll ...

I won't ...


4  Read and listen. Do you agree or disagree with the planet predictions?

## Make your planet predictions!

I think the world will be a better place in the future.  
Everyone will use renewable energy and all cars will be electric.

---

I think there will be more green transport. There won't be so many cars on the road.



**will / won't for predictions**

|   |   |
|---|---|
| We'll drive electric cars.<br>There <b>will</b> be cleaner air. | We <b>won't</b> travel in planes.<br>There <b>won't</b> be so much pollution. |
|---|---|

▶ Find out more on page 100.

5 What will happen in the future? Write your ideas with **will** or **won't**.

- |  |   |
|--|---|
| 1 people / go everywhere by bike                 | <i>People will go everywhere by bike.</i> |
| 2 there / be / cars in city centres              | .....                                     |
| 3 we / use / renewable energy for everything     | .....                                     |
| 4 we / plant / more trees                        | .....                                     |
| 5 we / travel / by public transport all the time | .....                                     |

6 Make your own predictions about these things.


I think that ...
I don't think that ...


something exciting that will happen at the weekend
what clothes we'll wear next year  
a school event that will happen next month
what houses will be like in 2075



**Rap with Ronnie!**

**Language and pronunciation**

 Listen and look at the **blue** letters.

 Watch or listen and join in.




**What a wonderful world! What a wonderful world!**  
**We want to save our wonderful world!**  
**We won't waste water. We'll turn off the taps.**  
**We won't waste energy. We'll turn off the lights.**

**What a wonderful world! What a wonderful world!**  
**We want to save our wonderful world!**  
**We'll reuse paper. We'll recycle it, too.**  
**We want to save our world. What about you?**



## 1 Read and listen. What does Grandma want to get in the future?

**Jake:** Grandma, can I ask you some questions for my survey?  
**Grandma:** Of course – oh, it's your science project, isn't it?  
**Jake:** That's right! So, the topic of my survey is: what will life be like in 2100? Question one: will we all live in 'green' homes?  
**Grandma:** Hmm ... no, we won't. I don't think so. It's expensive to make homes green. I don't think that all homes will be green by 2100.  
**Jake:** OK. Question two: will we all use renewable energy?  
**Grandma:** Yes, we will. We'll have to use renewable energy because fossil fuels are polluting the planet. We can't keep using them.  
**Jake:** I agree. Question three: will we all drive electric cars?  
**Grandma:** Yes, we will. Your uncle's just bought an electric car, hasn't he? Perhaps I'll get one next year too!



### Questions with will

Will we travel by bike?

What will life be like?

Will there be more rain?

Yes, we will. / No, we won't.

Where will we live?

Yes, there will. / No, there won't.

► Find out more on page 100.

## 2 Read the predictions. Then put the questions in order and answer.



We think that the planet will become hotter and hotter in the future. Some areas will get more rain and some areas will get less rain. Sea levels will continue to rise, which will cause problems for people who live near the ocean. We will see more extreme weather in the future, too, such as very hot temperatures. The ice in the Arctic will continue to melt. However, it's not too late to stop this happening! We can all make a difference to climate change!

- 1 temperatures / Will / continue / go up / to / ?
- 2 more / there / Will / be / everywhere / rain / ?
- 3 sea levels / going up / keep / Will / ?
- 4 more / Will / extreme / there / weather / be / ?
- 5 Arctic / there / be / Will / the / ice / more / in / ?

Will temperatures continue to go up?

Yes, they will.

## 3 Make questions and answer for you.

go to university? get married? have children?  
 where / live? have an interesting job? (what / be?)

Will you ...?

Yes, I will.

No, I won't.



1 Listen and draw lines.



2 Listen. Tick (✓) the three things that Raoul and Tina will do on World Environment Day.

- plant trees
- pick up rubbish
- recycle plastic
- donate clothes
- make a poster
- turn off the lights

## Let's talk

Offers and suggestions

|                       |              |
|-----------------------|--------------|
| Shall I / we ...?     | Let's ...    |
| Why don't I / we ...? | I'll ...     |
| How about ...?        | We could ... |

3 How will you help on World Environment Day?  
Make offers and suggestions.  
Use the phrases in the box.





1 What do you like best in a poem?

feelings  rhyme  important ideas  funny ideas  rhythm

2 Read and listen. Which is your favourite poem? Why?

a

Go on, you can do it!  
Recycle and re-use!  
Everyone can make a difference.  
Every day you can do something.  
Never think you're too young!



b

Earth.  
This Earth. Our Earth.  
Beautiful, wonderful planet Earth.  
Always turning, alive, bright green and blue!  
The home that humans share with all animals, too.  
But our Earth is in danger. The climate is changing.  
Temperatures keep rising. Every year it's getting hotter.  
There's more extreme weather and the sea is rising higher.  
We have to stop global warming. But where can we start?  
We can all make a difference. We can all do our part.  
We'll make a planet promise. Yes! Let's do it now!  
Save energy and water! Let's recycle and reuse!  
Always turning, alive, bright green and blue!  
Beautiful, wonderful planet Earth.  
Earth. This Earth. Our Earth.


c

Our planet Earth looks like mountains and oceans.  
Our planet Earth feels like hot sand on a beach.  
Our planet Earth sounds like birds and bees.  
Our planet Earth smells like warm, green grass.  
Our planet Earth tastes like honey on ice cream.  
What does our planet Earth mean to you?



d

A stream, a river and into the sea ...  
Then up in the clouds and down on me!



3 Read again and write the letters.

- Poem b is the same shape as Earth.
- The first letters of each line in poem a spell a word.
- Poem c uses ideas about all five senses to describe Earth.
- Poem d uses rhythm and rhyme.
- Poem b uses the most repetition.

4 Read and discuss.

- Never think you're too young!*  
Do you agree with this? Why / Why not?
- What's your favourite line from poem c? Why?
- We can all make a difference.*  
How does the poet suggest that we can do this?








1 Watch or listen. Number the tips in order.

Be an ethical tourist!

- a Don't drop rubbish.
- b Only visit ethical wildlife parks.
- 1 c Save energy and water.
- d Recycle everything you can.
- e Go by bike.
- f Try local food and buy local products.



2 Read and complete. Then listen and check.

roads summer rubbish pollution country forget energy businesses

| Positive effects  | Effects of tourism | Negative effects  |
|---|--------------------|---|
| There are more jobs for local people.   |                    | Jobs are only available in the <sup>1</sup> <i>summer</i> and they often don't pay very much. |
| There is more money for the <sup>2</sup> .....  |                    | Most of the money goes to big <sup>3</sup> ..... and not to local people.                     |
| Tourists learn local traditions (for example, songs and dances) and keep them alive.  |                    | Tourists bring their traditions with them and local people <sup>4</sup> ..... old traditions. |
| People build new <sup>5</sup> ..... for tourists and these help local people, too.  |                    | There are many cars and lots of traffic, which causes lots of <sup>6</sup> .....              |
| We can spend money from tourism on the local environment, for example, on solar panels to make <sup>7</sup> ..... from the sun. |                    | Tourists damage the local environment, for example, by dropping <sup>8</sup> .....            |

Learning for life



As a tourist, how can you help the planet and local people?

I can ...

I will ...

I won't ...


I promise (not) to ...






# Imagine, research and present

## PROJECT: A creative environmental solution




**1**  Listen and tick (✓) the activities that the children discuss. Then imagine your own creative environmental solution. Draw and write in the bubble.



**2** Make groups. Then go to Activity Book page 22. Think, research and plan.



**3**  Read and listen to Mr Park discussing presentations with his class. Then write a class presentation tip.

**Mr Park:** Today I'd like you to think about how you can make your audience listen. We can use our voices to make things sound interesting, but what other techniques can we use? ... Kenji?

**Kenji:** Asking a question makes people listen because they want to know the answer.


**Mr Park:** Good point, yes. And Freya, what's your idea?

**Freya:** We've written a chant in our group with three ideas that are easy to remember.

**Mr Park:** Very interesting! How does it go?

**Freya:** 'Turn off lights, turn off taps!  
Have a shower, not a bath!'

**Mr Park:** That's great. I think we'll all remember that!



**4** Present your creative environmental solution to the class.

**Project**

**Our Better World**













Go to page 104.  
Review your presentation.



# Review

## 1 Look and write.

|   |  |  |   |
|---|--|--|---|
| <br>Use <i>public</i> <u>transport</u> ! | <br>Reuse <u>p</u> !        | <br>Go by <u>b</u> !        | <br>Plant <u>t</u> ! |
| <br>Turn off the <u>l</u> !              | <br>Turn off the <u>t</u> ! | <br>Use <u>r</u> <u>e</u> ! |   |
| <br>Donate <u>t</u> !                    | <br>Recycle <u>p</u> !     | <br>Pick up <u>r</u> !      |   |

## 2 Read and complete with *will / won't* and the verbs in brackets.

**Frank:** What <sup>1</sup> *will you do* (✓ you / do) to help the planet?

**Sara:** I <sup>2</sup> (✓ recycle) plastic, for example this plastic bottle! I <sup>3</sup> (~~X~~ throw) paper in the rubbish bin. I <sup>4</sup> (✓ reuse) it!

What about you? <sup>5</sup> (✓ you / use) things again?


**Frank:** Yes, I will. I <sup>6</sup> (✓ donate) my old things to a charity shop and I <sup>7</sup> (~~X~~ buy) any new clothes this year. Or a new phone!

**Sara:** Hey, what <sup>8</sup> (✓ phones / be) like in the future?



**Frank:** Have you seen phones with holographs? My sister thinks that we

<sup>9</sup> (✓ have) phones in our arms and that we

<sup>10</sup> (✓ control) them with our thoughts!



### Now I can ...

- talk about helping the environment. 
- talk about the things that I will and won't do in the future. 



Activity Book p.23

Ready for Unit 3?



Activity Book Exam practice p.81

Progress Test 2 • Combined Test 1



### 1 Watch or listen. Read and circle.

- Another name for the London Underground is the **Metro** / **Tube**.
- It's the **oldest** / **longest** underground in the world.
- The **frog** / **duck** tour is an exciting river trip.
- The biggest skeleton in the Natural History Museum is of a **whale** / **dinosaur**.
- There are **450** / **775** rooms in Buckingham Palace.
- There is a famous collection of jewellery at **Buckingham Palace** / **the Tower of London**.



### 2 Read and listen. Then complete the sentences with a number or a word.

## The River Thames

The River Thames is the reason why London became an important place and eventually the capital city of England. Nearly 2,000 years ago, the Romans landed in England and they followed the river until they found somewhere where they could cross. Some of the soldiers stayed there and 'Londinium' was soon a small town. The Romans also built the first bridge across the Thames.

The Thames is about 346 kilometres long. It starts as a stream in the countryside more than 200 kilometres west of London and it passes through several towns until it reaches the capital. Then it travels across the city and out into the North Sea in the south-east of England. About 75% of the River Thames is not in London.

In the past, the River Thames was more important because there weren't any trains or cars. Imagine the hundreds of boats along the river! At first, there were small bridges made of wood, but trains, cars and buses couldn't use them. Now there are more than 200 bridges. Some are small ones made of wood in the towns and villages outside London and some are very famous, like Tower Bridge, one of the 35 bridges across the Thames in the city.

A boat tour on the Thames is one of the best ways to enjoy London today. You can see many famous sights including the London Eye on the south side opposite the Houses of Parliament on the north side. You can also cross under the River Thames on foot through one of the two tunnels, which are over 100 years old ... but then you can't see the sights!

- The River Thames continues for about 346 kilometres.
- The beginning of the river is ..... kilometres from London.
- The first bridge was made of wood about ..... years ago.
- There are ..... bridges that cross the Thames in London, including the famous Tower Bridge.
- The Houses of Parliament are ..... the London Eye.
- The ..... under the river are more than 100 years old.


Find out more about the River Thames.





# INTERNATIONAL CRIME FIGHTERS

The International Crime Fighters are flying to the United Kingdom.



We haven't found Drago, but now Scotland Yard in London really need our help.

Yes, there have been four robberies in four days.

1

Outside Scotland Yard.



Nick Diamond and Lucy Pond. ICF agents. Here to help.

Thanks for coming.

2

The shops are all in the same area.

Yes, I think this one will be next.



3

Five hours and we haven't seen anything!

Let's keep watching.



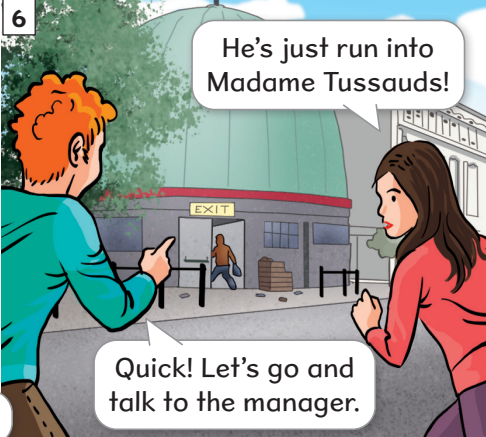
4



Look! It's him.

Come on. Let's get him!

5



He's just run into Madame Tussauds!

Quick! Let's go and talk to the manager.

6



Call the police!

And don't let anyone in or out of the building.

7

We've checked everyone. Your man isn't in the building.



Hmm! I'm not so sure. We saw him run in.

8

I'm sure he's here.



Me too, and I know exactly where.

9

Good work. But how did you find him so quickly?



Look - Henry VIII never wore a watch!

10