

My life

LANGUAGE

the verb *be* (*I, you*) ■ greetings ■ classroom language

Hello

1 1.1 Read and listen. Match conversations 1–3 with pictures a–c.



1 **Wendy** Good morning. Are you Emma, the new teacher?
Emma Yes, I am.
Wendy I'm Wendy. **Nice to meet you.** You're in Class 3.
Emma **Thanks, Wendy.** See you later.

2 **Emma** Hello, I'm Emma. **What's your name?**
Kiko Hi, **my name's Kiko.**
Emma Nice to meet you, Kiko.
Kiko Are you a student here?
Emma No, I'm not. I'm your teacher!

3 **Kiko** Emma, **this is my friend, Misha.**
Emma Hello. Mmm, you aren't in Class 3, Misha.
Misha No, I'm in Class 4 and I'm late! Goodbye!
Emma Bye, Misha!

2 Put the words from the conversations in the correct columns. Can you add any other words?

Bye Good morning
Hi See you later

Hello

Goodbye

3 **A** 1.2 Listen and repeat the **highlighted** phrases from the conversations in exercise 1. How do you say them in your language?

B Practise the conversations from exercise 1 in groups of four.

4 **A** Complete the sentences with the words in the box. Then check your answers in the conversations.

're 'm 'm not aren't Are

- 1 I _____ Wendy.
- 2 You _____ in Class 3.
- 3 _____ you a student here?
- 4 No, I _____.
- 5 You _____ in Class 3, Misha.

B 1.3 Listen and repeat the contractions in **bold**. Then read the Grammar box.

- 1 I am = **I'm**
- 2 You are = **You're**
- 3 You are not = **You aren't**



Grammar the verb *be* (*I, you*)

Positive: <i>I'm Wendy.</i> <i>You're in Room 4.</i>	Negative: <i>You aren't in Class 3.</i> <i>I'm not a student.</i>	Questions and short answers: <i>Are you a teacher?</i> <i>Yes, I am. No, I'm not.</i>
---	--	--

Go to Grammar practice: the verb *be* (*I, you*), page 96

5 A 1.5 Complete the conversation. Listen and check.

Kiko Hello. What's ¹ _____ name?
Eleni ² _____ name's Eleni.
Kiko Nice to ³ _____ you, Eleni. I ⁴ _____ Kiko.
Eleni Nice to meet you, Kiko. ⁵ _____ you a student here?
Kiko ⁶ Yes, I _____ .

B In pairs, practise the conversation using your names.

6 Introduce yourself and your partner to another pair.

A *Hello, I'm Caro. This is Pablo.*

B *Nice to meet you. My name's Malika and this is Petra.*

7 1.6 Read the phrases and write *Teacher* or *Student*. Listen and check.

1 _____

Open your books.

2 _____

Excuse me, what does 'late' mean?

3 _____

Sorry, I don't understand.

4 _____

Listen and repeat.

5 _____

How do you say 'buenos días' in English?

6 _____

Work in pairs.

Go to Vocabulary practice: classroom language, page 106

8 1.8 **Pronunciation:** the alphabet Listen and repeat the sounds, words and letters.

/eɪ/	/iː/	/e/	/aɪ/	/əʊ/	/uː/	/ɑː/
late	meet	yes	my	no	you	class
Aa Hh Jj Kk	Bb Cc Dd Ee	Ff Ll Mm Nn	li Yy	Oo	Qq Uu Ww	Rr
	Gg Pp Tt Vv	Ss Xx Zz				

9 1.9 Listen to the conversations. Write the names of the students.

Class 3

Student names:

1 _____

2 _____

3 _____

Go to Communication practice: Student A page 134, Student B page 142

10 Introduce yourself to five students. Ask the questions and write the answers.

What's your name?

How do you spell that?



1A Where's she from?

1 A In pairs, match the flags with the countries.

A *What's a?*

B *I think it's Mexico.*



c



d



e



f



g



h



a



b

1 Argentina _____

3 China _____

5 Spain _____

7 the UK _____

2 Brazil _____

4 Mexico _____

6 Turkey _____

8 the USA _____

B 1.10 Listen, check and repeat.

2 A 1.11 Listen to the conversation. Repeat it in pairs.

A Where are you from?

B I'm from Salta.

A Where's Salta?

B It's in Argentina.

B In pairs, practise the conversation using the cities and countries.

Toledo / Spain Izmir / Turkey Harbin / China York / the UK

3 Look at the picture. Match the countries from exercise 1 with the nationalities.

1 British the UK

4 American _____

7 Turkish _____

2 Spanish _____

5 Argentinian _____

8 Brazilian _____

3 Mexican _____

6 Chinese _____

Go to **Vocabulary practice**: countries and nationalities, page 107

4 1.13 Do the quiz in pairs. Listen and check.

I'm from the UK.
I'm British.



Personal
Best

THE COUNTRIES QUIZ



1 What nationality is Lewis Hamilton?

- a He's British.
b He's American.



5 Which sentence is correct?

- a Sydney is the capital of Australia.
b Sydney isn't the capital of Australia.

2 Where is Mount Fuji?

- a It's in China.
b It's in Japan.



6 Is *ceviche* Mexican or Peruvian?

- a It's Mexican.
b It's Peruvian.



3 Is this elephant from India or Africa?

- a It's from India.
b It's from Africa.



7 Where is the Bosphorus?

- a It's in Turkey.
b It's in Russia.

4 Is Elsa Pataky Russian?

- a Yes, she is.
b No, she isn't.



8 What nationality is Paulo Coelho?

- a He's Italian.
b He's Brazilian.



5 A Match the pronouns *he, she* and *it* with the people and things.

- | | |
|-------|------------------|
| 1 he | a Elsa Pataky |
| 2 she | b ceviche |
| 3 it | c Lewis Hamilton |

B Tick (✓) the form of the verb *be* that we use with *he, she* and *it*. Then read the Grammar box.

- 1 am 2 is 3 are

Grammar the verb *be* (*he, she, it*)

Positive:

He's Japanese.
She's from Mexico.

Negative:

Barcelona isn't the capital of Spain.
She isn't Australian.

Questions and short answers:

Is it from India?
Yes, it is. No, it isn't.



Go to Grammar practice: the verb *be* (*he, she, it*), page 96

6 A **1.15** **Pronunciation:** word stress Listen and repeat the words. Pay attention to the underlined stressed syllables.


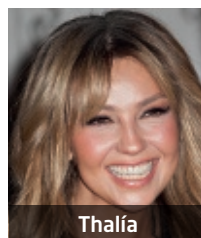


Japan Japanese Mexico Mexican Italy Italian Turkey Turkish

B **1.16** Underline the stress in the countries and nationalities. Then listen, check and repeat.

- 1 I'm Brazilian. 2 She's from Germany. 3 It's Chinese. 4 Is he from Argentina?

7 In pairs, ask and answer the question *Where's ... from?* about the people and things.

- A** *Where's Zara from?* **B** *Is it Italian?*
A *No, it isn't. It's Spanish.*



8 A **1.17** Listen and repeat the numbers.



zero/oh one two three four five six seven eight nine ten

B **1.18** What are the international dialling codes for the countries? Listen and write the answers.

- 1 China + _____
2 Colombia + _____
3 India + _____
4 Mexico + _____
5 Spain + _____
6 Turkey + _____



Go to Communication practice: Student A page 134, Student B page 142

9 A In pairs, write six more quiz questions about countries and nationalities.

B Work with another pair. Ask and answer your quiz questions.

- A** *What is the capital of Wales? a) It's Glasgow. b) It's Cardiff.*
B *It isn't Glasgow – that's in Scotland. I think it's Cardiff.*
A *That's right! Your turn.*

1B Welcome to *Learning Curve*!

- 1 Match the jobs in the box with pictures a–f.

doctor engineer office worker police officer taxi driver waiter



Go to Vocabulary practice: jobs, page 108

- 2 A 1.20 Look at the picture. Listen and complete the conversation.

A What's my job?
 B Are you an ¹ _____ ?
 A No, I'm not. Try again!
 B Are you a ² _____ ?
 A Yes, I am.



- B In pairs, play 'What's my job?'.

- 3 1.21 Watch or listen to the start of a webshow called *Learning Curve*. Match the cities with the people.

1 New York a Simon, Kate, Marina
 2 London b Ethan, Penny, Mohammed, Marc



Skill listening for information about people

We often listen to information about people.

- Don't worry if you don't understand everything the speakers say.
- Read the questions and think about the information you need to listen for: name, job, nationality, etc.
- Listen for the verb *be*: *I'm ... / He's ... / She's ...* etc.

- 4 1.21 Read the Skill box. Watch or listen again and choose the correct information about the people.

Simon Collins
 Nationality: British
 Job: ¹ TV presenter / receptionist

Ethan Moore
 Nationality:
² American / British
 Job: TV presenter

Penny Abernathy
 Nationality:
 English and
³ Italian / Argentinian
 Job: TV presenter

Marina Ivanova
 Nationality: Russian
 Job: ⁴ receptionist / teacher


Mohammed Bensalem
 Nationality: American
 Job: ⁵ TV presenter / office worker

Marc Kim
 Nationality: American
 Job: ⁶ doctor / IT specialist

Kate McRea
 Nationality: ⁷ American / Argentinian
 Job: TV presenter



5 1.22 Watch or listen to the rest of the show. Who isn't in London now? Where is he/she?



6 1.22 Watch or listen again. Complete the information with countries and jobs.

- 1 Viktor: from: _____ job: _____ and _____
- 2 Sarah: from: _____ job: _____
- 3 Pedro: from: _____ job: _____

7 **A** In pairs, ask and answer the questions about the three people.

Where is ... from?

What's his/her job?

B In pairs, ask and answer the questions about you.

Where are you from?

What's your job?

8 1.23 Listen and read what Kate says. How does she say the contractions in **bold**? What do they mean?

Hi, I'm Kate from *Learning Curve*. **What's your name?**



Listening builder contractions

In English, we often use contractions, especially when we speak.
I'm from the United States. = **I am** from the United States.
She isn't a student. = She **is not** a student.
What's your job? = **What is** your job?

9 1.24 Read the Listening builder. Listen and write the contractions.

- 1 _____ Spanish. 3 He _____ a doctor. 5 _____ an engineer.
- 2 _____ your name? 4 _____ from Japan. 6 The _____ here.

10 1.25 In pairs, look at the pictures of Jia and Luis. Guess the information about the people. Listen to the conversations and check.

job?

nationality?

Where now?

11 Write the names of three friends or members of your family. In pairs, ask and answer questions about them.

- A *Where's Saanvi from?* B *She's from Nagpur.*
- A *What's her job?* B *She's an IT worker.*
- A *Where is she now?* B *She's in Mumbai.*



1C We are the champions

1 A Write the numbers in the box in the correct order.

sixteen thirteen fourteen seventeen twelve twenty **eleven** fifteen nineteen eighteen

eleven,

B Look at the pictures and read the numbers. Tick (✓) the numbers that are correct.



1 twenty-three



2 fifty-four



3 eighty-six



4 sixty-eight



5 one hundred



6 thirty

Go to Vocabulary practice: numbers 0–100, page 111

2 A In pairs, ask and answer the question *How old is ...?* for the people in the picture.

A *How old is Kyle?*

B *I think he's 40.*

B 1.27 Listen and write the ages.

Kyle _____ Martin _____ Lorna _____



3 A Look at the picture. What do you know about the rock band Queen? Do you know any songs or the names of the band members?

B Read the introduction to the interview. What is the name of the band?

Queen for a night

No, this isn't a photo of Freddie Mercury and the rock band Queen. It's Dave Bryant, a teacher, and his band 'Queen for a night'. They're on a UK tour and tonight they're in Manchester. I'm with Dave and Jim from the band.



So Jim, are you all teachers?

Jim No, we aren't. I'm an engineer and Ed and Mick are doctors.

And where are you from?

Dave I'm from London, Jim and Ed are from Oxford and Mick's from Bristol. We're old friends from university.

How's the tour?

Jim It's good, but it's hard. It's a big tour – fourteen cities – and we aren't so young now!

Really? How old are you?

Dave Mick and I are forty-seven. And you and Ed are fifty ...

Jim I'm not fifty! Ed's fifty ... I'm forty-nine.

Dave Oh yes. Sorry, Jim!

And what's your favourite Queen song?

Dave That's easy! It's *We Are the Champions!*

4 1.28 Read and listen to the interview. Complete the information about the band.

	Dave	Jim	Ed	Mick
job				
city				
age				

5 A Read the sentences from the interview. Match the people in **bold** with the pronouns *we*, *you* and *they*.
 1 **Mick and I** are forty-seven. ____ 2 **Jim and Ed** are from Oxford. ____ 3 And **you and Ed** are fifty. ____

B Tick (✓) the form of the verb *be* we use when we talk about more than one person. Then read the Grammar box.

- a *am / am not* b *is / isn't* c *are / aren't*

Grammar the verb *be* (we, you, they)

Positive: <i>We're old friends.</i> <i>They're on a UK tour.</i>	Negative: <i>We aren't young.</i> <i>They aren't the rock band Queen.</i>	Questions and short answers: <i>Are you all teachers?</i> <i>Yes, we are. No, we aren't.</i>
---	--	---



Go to Grammar practice: the verb *be* (we, you, they), page 96

6 A 1.30 **Pronunciation:** numbers Listen and repeat the numbers. Pay attention to how the stress changes.

- 1 a thirteen b thirty 2 a fourteen b forty 3 a fifteen b fifty

B 1.31 Listen and tick (✓) the numbers you hear. Listen again and repeat.

- 1 a He isn't 16. b He isn't 60. 3 a We aren't 17. b We aren't 70.
 2 a She's 18. b She's 80. 4 a They're 19. b They're 90.

Go to Communication practice: Student A page 134, Student B page 142

7 Match adjectives 1–4 from the text with their opposites in the box.

bad small old difficult

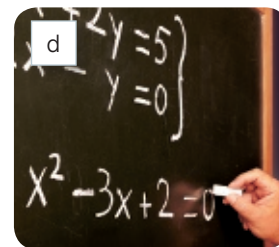
- 1 young _____ 2 good _____ 3 big _____ 4 easy _____



Go to Vocabulary practice: adjectives (1), page 109

8 Describe the pictures in pairs. Use positive and negative forms.

Picture a: *They're big. They aren't small.*



9 A In small groups, imagine you are in a band and complete the table.

The name of the band	Your names	Your ages	Nationalities

B Work with another group. Interview each other about your bands.

- What's the name of your band? What are your names? How old are you? Where are you from?

1D What's your email address?

- 1 Match the places in the box with pictures a–c.

hotel car rental office gym



- 2 A Look at the form. Match it with one of the pictures in exercise 1.

- B 1.33 Listen to the conversation. Which piece of information in the form is **incorrect**?

Customer Information

CARS-4-U

Title	MR <input checked="" type="checkbox"/> MRS <input type="checkbox"/> MS <input type="checkbox"/>		
Surname	<input type="text" value="Martin"/>	First name(s)	<input type="text" value="Louis"/>
Nationality	<input type="text" value="French"/>	Date of birth	<input type="text" value="17/06/1980"/>
Address	<input type="text" value="35 Rue Pasteur, Paris"/>		
Postcode	<input type="text" value="75099"/>		
email address	<input type="text" value="louis.martin@mymail.com"/>		
Phone number	<input type="text" value="33 1 80 26 58"/>		

Skill completing a form

When you complete a form, read all the instructions and sections carefully.

- Use the correct *title*. *Mr* = a man, *Mrs* = a married woman, *Ms* = a woman (married or unmarried).
- Your *surname* is your family name.
- Write your *date of birth* in numbers: the day/the month/the year: *13/09/1995*.
- For email addresses: @ = 'at' and .com = 'dot com'.

- 3 Read the Skill box. Match sections 1–9 with information a–i.

- | | |
|-----------------|---------------------------------|
| 1 postcode | a Smith |
| 2 date of birth | b M42 3GN |
| 3 address | c Ms |
| 4 surname | d s.smith@cjbrooks.com |
| 5 first name | e 07700 900 357 |
| 6 email address | f 23/11/1988 |
| 7 title | g British |
| 8 phone number | h Sarah |
| 9 nationality | i 36 Charles Street, Manchester |

4 In pairs, ask and answer questions about you, using the information in exercise 3.

- A** *What's your surname?* **B** *It's Taylor.*
A *How do you spell that?* **B** *It's T-A-Y-L-O-R.*

5 Look at answers a–i in exercise 3. Tick (✓) the information with capital letters.

- 1** first name **3** email address **5** street names
2 surname **4** nationality **6** cities

+ **Text builder** **capital letters**

In English, we use capital letters (A, B, C, D, etc.) for the following:

- the first word in a sentence: *What's your name?*
- the personal pronoun I: *Hello, I'm Robert.*
- the names of people and places: *Emma is from Oxford.*
- countries, nationalities and languages: *We're from China. We're Chinese.*
- postcodes: *SN2 5EF*


6 A Read the Text builder. Find one **incorrect** capital letter in each sentence.

- 1** My friend Lena is American. She's From Florida.
2 Hello, I'm Antonio. I'm a new Student.
3 Our Address is 173 London Avenue, Manchester, M73 6XL.
4 This is Mesut. He's from Turkey and he's Twenty-one.

B Rewrite the sentences with capital letters.

- 1** what's his job? is he a doctor? _____
2 my address is 3 white street, glasgow gl33 4sc. _____
3 they aren't from germany. they're from poland. _____
4 i'm your new english teacher. my name's jack. _____

7 A **PREPARE** Look at the form. Check that you understand all the information you need to write.



Customer Information

Title Mr Mrs Ms Other

Surname _____

First name(s) _____

Date of birth _____

Nationality _____

Address _____

Postcode _____

Email address _____

Phone number _____



B PRACTISE Complete your form. Remember to use capital letters correctly.

C PERSONAL BEST Swap your form with a partner. Is it clear and easy to read? Are the capital letters correct?

People and things

LANGUAGE

singular and plural nouns ■ *this, that, these, those* ■ personal objects

2A The man with only 15 things

1 2.1 In pairs, match the words in the box with objects a–f. Listen and check.

a book a bag keys a watch an umbrella a camera



Go to **Vocabulary practice**: personal objects, page 110

2 Look at exercise 1 and answer the questions. Then read the Grammar box.

1 Which noun do we use with *an*? _____ 2 Which noun is plural? _____



Grammar singular and plural nouns

Singular nouns: a key an umbrella a watch
Plural nouns: keys umbrellas watches



Go to **Grammar practice**: singular and plural nouns, page 97

3 **A** Imagine you live with only 15 things. What are your 15 things?
B Read the text. Are your 15 things the same as Andrew's?



15 countries with 15 things

This is Andrew Hyde, and that's his book: *15 countries with 15 things*. Andrew is from Colorado in the USA and he's a writer and traveller. And it's true – he's a man with only 15 things!

THESE ARE HIS 15 THINGS:

- | | | |
|------------------|--------------------|-----------------|
| 1 ___ bag | 6 ___ wallet | 13 ___ shoes |
| 2 ___ smartphone | 7 ___ jacket | 14 ___ towel |
| 3 ___ camera | 8 ___ trousers | 15 ___ wash bag |
| 4 ___ iPad | 9 & 10 ___ shirts | |
| 5 ___ sunglasses | 11 & 12 ___ shorts | |

Andrew is back in the USA now, but is he happy with just those 15 things? Yes, he says. Life is easy without a lot of things.

