

Andrea Turner




1



AMANDA
and friends

Contents

Welcome	3
Unit 1 School	7
Unit 2 Family	15
Unit 3 Toys	23
Unit 4 Body	31
Unit 5 Pets	39
Unit 6 Food	47
Festivals	55
Certificates	61



3.1



Lesson
1
Unit 3

Vocabulary

Toys

NAME: _____



Come and play

*Boys and girls come and play,
Play with a ball today!*

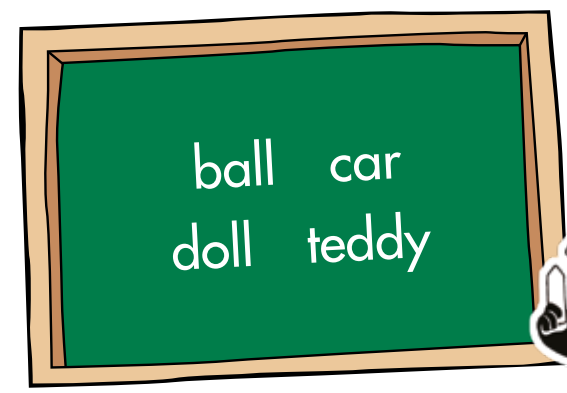
*Boys and girls come and play,
Play with a car today!*

*Boys and girls come and play,
Play with a doll today!*



*Boys and girls come and play,
Play with a teddy today!*



- Sing the song.
- Put the stickers on the toy boxes.
- Name the toys.



3.2



NAME: _____



Show me blue

Blue, blue, show me blue!
Blue, blue, show me blue!
Blue, blue, show me blue!
Show (🎵) me (🎵) blue!

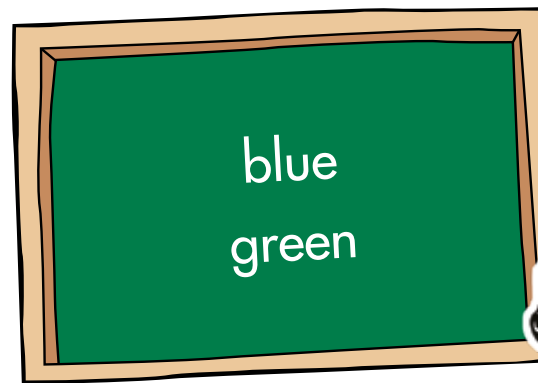


Show me green

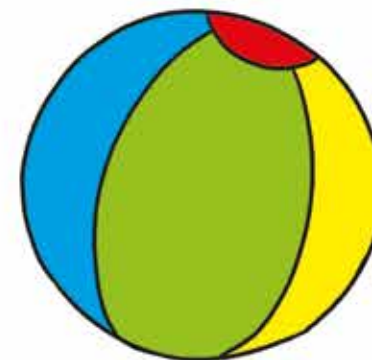
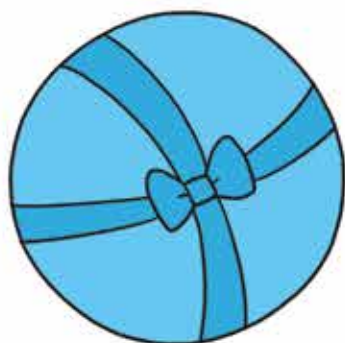
Green, green, show me green!
Green, green, show me green!
Green, green, show me green!
Show (🎵) me (🎵) green!



- Sing the songs.
- Put a blue sticker on blue Kelly and a green sticker on green Kelly.
- Name the colours.



3.3





Toys

NAME: _____

George's birthday







- Let's read the story.
- Match the presents with the toys.
- Name the toys.

ball car doll teddy
blue green

red yellow



3.4



Lesson

4

Unit 3

Consolidation

Toys

- Put the stickers in the right box.
- Name the colours.
- Name the toys.

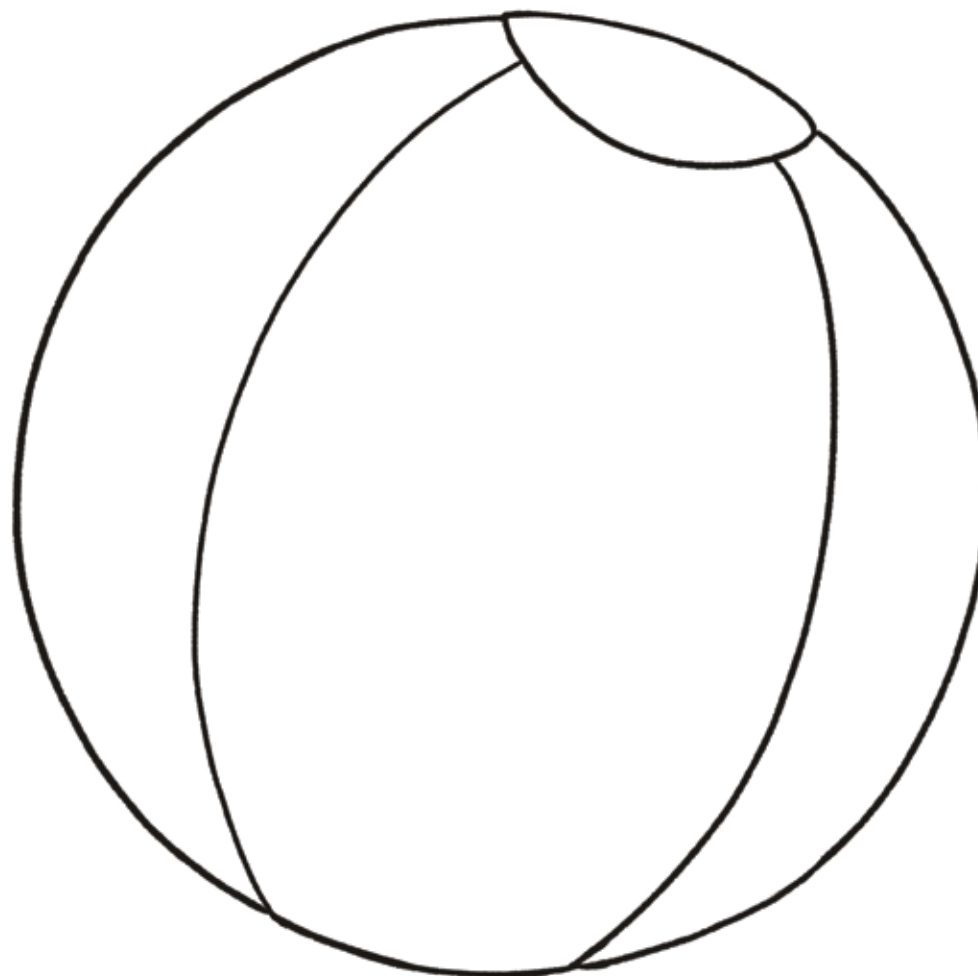
ball car
doll teddy
blue green

• red • yellow •


NAME: _____

Optional

Colour the ball.



Halloween





Festivals

Halloween

NAME: _____



It's Halloween!

*It's Halloween!
It's Halloween!
Wooooo!*

*The witch is here!
The witch is here!
Aaggghhhh!*

*It's Halloween!
It's Halloween!
Wooooo!*



- Say the chant.
- Colour Amanda's hat and George's costume.
- Say the words.

