

# Amazing TOURNEY

Each unit in this book takes you on an English Language Trip.  
Are you ready? Let's go!

## My Learning Route



Choose your language

### Here we go!



Meet Lily and Jack as you check and review what you already know.

### All aboard!

The first step of your language trip in every unit. Fill your backpack with **new language** to help you on your way.

### Story Bridge

A link between the key language presentations. The bridge also provides context for **phonics** and develops your **social and emotional skills**.



### Fasten your seatbelt!

Add more language to your backpack as you become a more confident traveller.

### Literacy Station

Use all the new language in your backpack to develop your **reading, writing and communication skills**.

**Cultural window**



### Project Stop

Work together and get creative with **hands-on activities** while you improve your **presentation skills**.

21<sup>ST</sup>  
CENTURY  
SKILLS

### Term Stop

Take a break after Units 3, 6 and 8 language trips and **have fun playing a Term Review Game** together.

### Checkpoint

The unit trip ends here. **Show what you know** and get your Passport stamped.



The **perfect support** for your Language Trip! The **Activity Book** provides further practice to consolidate your language learning and full lessons to extend **Phonics and Culture** sections.

# 4

# Everybody is different




All aboard!

1 Watch the video. Can you move your body?



2 Listen, point and say.  1.32 

3 Listen and chant.  1.33  

4 Listen and number.  1.34



5 Do the actions. 

Move your fingers.  
Don't move your head.



I can identify parts of the body.





## DON'T MOVE!

1 Look, find and tick (✓).



2 Listen and follow the story.







3 Tick (✓) who is listening to others. ❤️



Hands on her head

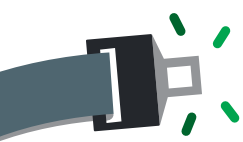


Activity Book page 33



I can understand the story.





# Fasten your seatbelt!



1 Watch the video. What colour are your eyes?

2 Listen and point. Sing.  1.36 



Ears, mouth, nose and eyes!

I've got **blonde** hair.

I've got **green** eyes.

Ears, mouth, nose and eyes!


I've got **brown** hair.

I've got **brown** eyes.

Ears, mouth, nose and eyes!

I've got **black** hair.

I've got **blue** eyes.




3 Listen and stick. Trace and say.  1.37  

1




black hair

2




blonde hair

3




brown hair

4




ears

5




eyes

6



mouth

7

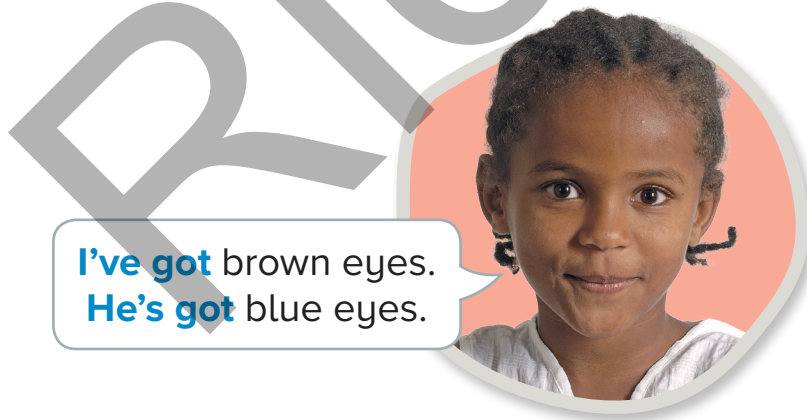


nose

4 Listen and colour.  1.38



5 Describe yourself and a classmate. 



I've got brown eyes.  
He's got blue eyes.



I can describe people.





## THE FIVE SENSES

1 Listen and stick. Say.



1



I see with my eyes.

2




I hear with my ears.

3



I smell with my nose.

4



I taste with my mouth.

5



I touch with my fingers.

### Communication

2 Play *Mystery bag*.



It's a pencil!



## Writing

3 Look and trace. Match.

see

touch



taste

smell

hear

4 Write the sense verbs.



see



taste



hear



smell



touch



**Cultural window**  
That smells lovely!



Activity Book page 36



I can identify the five senses.





# Project Stop ▶ MAKE A MONSTER




1 Prepare the materials.



2 Colour and draw the monster.



3 Glue your monster.




4 Present your monster.

My monster has got three eyes.



My monster has got two noses.






# Checkpoint



1 Listen and colour.  1.40



2 Look. Tick (✓) or cross (X).



It's an ear.



It's a leg.



They're fingers.



They're hands.

My Picture Dictionary

PAGE 92



My Passport

PAGE 95