

Amazing JOURNEY

Each unit in this book takes you on an English Language Trip. Are you ready? Let's go!

My Learning Route



Here we go!

Meet Hannah, Danny, Sophie and Ed as you **check and review** what you already know.

All aboard!

The first step of your language trip in every unit. Fill your backpack with **new language** to help you on your way.



Choose your language

Language Bridge

A link between the key language presentations with focus on **functional language**. The bridge also provides context for **pronunciation** and **mediation** while developing your **social and emotional skills**.



Discover the **learning situation** and plan the task with your group.



Fasten your seatbelt

Add more **language** to your backpack as you become a more confident traveller.

Get together, research and prepare everything you need for your project.



Time to produce your presentation together.



Skills Station

Use all the new language in your backpack to develop your **reading, writing and communication skills**.

Virtual tour

Focus on your **viewing skills** as you learn about English-speaking countries.

Language Reference

At the back of your Student's book there is a **complete language reference** and a **wordlist** for each unit.

Project Terminal

Bring together your work from Project Stops 1-3 and **present** it to the class. Improve your **presentation skills** and evaluate your use of **21st century skills**.



Our trip to the USA

After Units 3, 6 and 8 there is an exciting opportunity to learn more about **food, people and landmarks** in the USA.



Checkpoint

The unit trip ends here, **show what you know!**



The **Activity Book** provides consolidation of your language learning and further practice of skills, pronunciation and **functional language**.

My Passport focuses on the importance of **learning to learn** and encourages **self-assessment** of language, skills and culture goals.



2

Listen to your art



All aboard!

ALL ABOARD!



Describe and compare paintings



Choose a work of art

LANGUAGE BRIDGE



Being polite



Buying tickets

FASTEN YOUR SEATBELT!



Compare people and works of art



Research the art and artist

SKILLS STATION



Perspective in painting



Tate Modern



A comparison



Prepare your notes



PROJECT TERMINAL



Present your work of art



CHECKPOINT



bad boring cheap dark expensive good
horrible light modern silly weird

- 1 Watch the video. Do you have a favourite work of art?
- 2 Look at the paintings. Discuss with a classmate.
- 3 Listen and match. 1.11
- 4 Ask and answer about the paintings.

Is painting number 3 dark or light?

It's dark. Is painting number 5 expensive?

5 Listen and read. Which painting is Danny's favourite?  1.12

Hannah: Which paintings do you like, Danny? I don't like painting number 10. It's **the most expensive** but I think it's a bit boring. Number 5 is **better than** number 10 and number 5 is **cheaper!**

Danny: Well, I don't like number 1, I think it's **more boring than** number 10. And I don't like number 3. I don't like dark colours.

Hannah: Yes, I think number 3 is **worse than** number 1. I think number 9 is **the weirdest** painting, but I love it! And I like number 8!

Danny: Haha, me too, it's really silly! I like number 11. I like modern paintings.

Hannah: Which painting is **the best**? What do you think?

Danny: I think number 7 is **the best**. How about you?

Hannah: No! I think number 7 is **the worst!** It's really bad! Number 9 is **the best!**



6 Read again and say *True* or *False*. Correct the false sentences.

- 1 Hannah thinks number 5 is better than number 10.
- 2 Danny thinks number 1 is more boring than 10.
- 3 Hannah thinks number 3 is better than 1.
- 4 Hannah thinks number 9 is the weirdest.
- 5 Danny thinks number 7 is the worst.
- 6 Hannah thinks number 9 is the best.

GRAMMAR WAY Comparatives and Superlatives

Adjective	Comparative	Superlative
cheap	cheaper	the cheapest
silly	sillier	the silliest
big	bigger	the biggest
expensive	more expensive	the most expensive
good	better	the best
bad	worse	the worst

Language reference page 98

7 Talk about the paintings. 




Which painting is the most modern?

I think number 4 is the most modern.

 **PROJECT STOP 1**

An art gallery

 Imagine your local train station needs some colour. In this project, you're going to create an art gallery for the station to make the passengers smile.

Choose a famous work of art to research with your group.

Go to page 24

8 Choose adjectives and compare the paintings. 

I think that painting 3 is the most boring because the colours are dark. I prefer light colours.

THE ART COMPETITION

1 BEFORE YOU READ Answer the questions.

- 1 Do you ever go to art exhibitions?
- 2 What kind of paintings do you like best?

2 READ Read and listen.

Which words look similar in your language? Make a list and share.

1 Year 5 are visiting an art exhibition. All the paintings are finalists in an important competition. Some of them are by successful and famous artists, others are by new artists.



2 The teacher is pointing out a piece of modern art. It came second in the competition. Anita, Rob and James are giving their opinion.



I think it's fantastic, it's colourful and interesting.

I agree Rob, it's interesting, but it's not my favourite picture.

It's horrible and weird. I hate it.

3 The students are now looking at the painting that won. They all have different opinions about it.



I don't think it's as good as the one that came second. But I like it.

I think it's better than the other one. It's the best painting here. I love it!

It's rubbish. The artist isn't talented. It's the worst painting in the room.

4 Well, James, it's important to have an opinion but maybe try not to be so rude. I know the artist. In fact, I know him very well because he's my brother. And he's standing right behind you!



AFTER YOU READ

3 Answer the questions.

- 1 Where are the children?
- 2 What does Anita think of the modern painting?
- 3 Which painting does Rob like best?
- 4 How does the teacher know the artist?

4 Discuss with a classmate.

- 1 Do you think James was rude or not?
- 2 Which expression is the rudest?
 - a It's not my favourite picture.
 - b That picture's rubbish.
 - c I don't really like that picture very much.
- 3 Is it important to be polite?

BUYING TICKETS

BEFORE YOU WATCH

1 Discuss with a classmate.

- 1 List places where you need to buy a ticket.
- 2 Are tickets cheaper for children?

2 Read, look and answer.

There's an exciting exhibition at the National Museum and Hannah and Danny want to see it. They ask Hannah's dad to take them. When they arrive at the museum, they have to buy tickets. Hannah is usually shy but her dad asks her to buy the tickets.

- 1 What are they going to see?
- 2 How many tickets do they need?
- 3 What can you see in the scene?
- 4 Guess the price of the tickets.

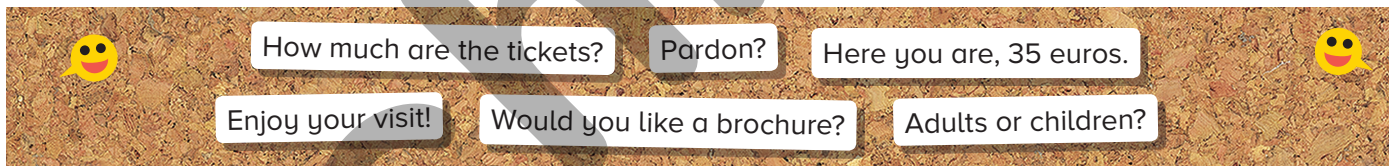


WATCH



3 How many times do you hear the word *please*?

4 Watch again and raise your hand when you hear these phrases.

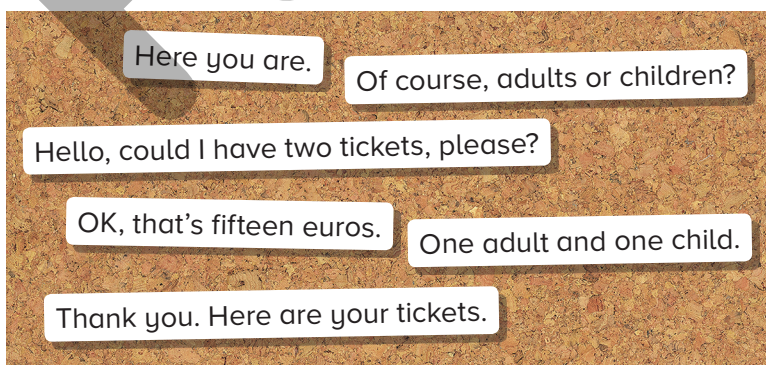


AFTER YOU WATCH

5 Answer the questions.

- 1 How much does each child's ticket cost?
- 2 Does Hannah's dad think it's cheap?
- 3 Do they buy a brochure?
- 4 How much change does Hannah get?

6 Put the conversation in order.



Communication

Student A: Go to page 92
Student B: Go to page 94



They say **thanks** for **the three** tickets.



Activity Book page 15

Fasten your seatbelt!



1 Watch the video. Do you prefer books, films or paintings?

2 Look and choose. Listen and check. 1.14



3 Listen and complete. 1.15



My favourite vlogger is Jared Smith. I love watching his videos and tutorials on his channel. He takes photos of toys, especially action figures. His photos are really (1) ... and (2) Sometimes he uses (3) ... special effects to make them more interesting. I think he is super (4)



My favourite artist is Jennifer Landry. She draws (1) ... comic strips. She is young, but she's really (2) ... and her cartoons are very (3) She doesn't give many interviews because she is (4) She shares art tutorials online but she only shows her hands. I think she's a (5) ... person.



4 Ask and answer.

- 1 What is the funniest book?
- 2 What is the most creative video game?
- 3 Who is the most talented football player?
- 4 Who is the most popular singer?
- 5 Who is the silliest cartoon character?
- 6 What is the most exciting film?



I think the funniest book is *Diary of a Wimpy Kid*.

I think the *Captain Underpants* books are funnier.



5 Write about a person you like. Use Activity 3 as a model.

6 Listen and read. Match the names of the exhibitions to the photos.  1.16

Art attack!

Artkids

ART IN MY TOWN!



Last week our class visited two art exhibitions in our town. They were very different.

The first exhibition, *Art attack!*, is in a big museum in the centre of town. You can see paintings by many successful and talented artists. The exhibition is very popular and the tickets are expensive. The paintings are good but some are a bit weird!

The second exhibition we visited, *Artkids*, is of children's paintings in a small sports centre. It isn't **as** popular **as** the exhibition in the museum, so the tickets are cheaper. Visiting the sports centre isn't **as** exciting **as** going to the museum but the children's paintings are lovely! I think the children's paintings are **as** good **as** the paintings in the big exhibition!



7 Read again and choose the correct answer.

- 1 *Artkids* **is / isn't** as popular as *Art attack!*
- 2 *Artkids* **is / isn't** as expensive as *Art attack!*
- 3 Visiting the sports centre **is / isn't** as exciting as visiting the museum.
- 4 The sports centre **is / isn't** as big as the museum.
- 5 Hannah thinks the children's paintings **are / aren't** as good as the paintings by the famous artists.

GRAMMAR WAY Comparatives with *as ... as*

The sports centre	is isn't	as	big	as	the museum.
Children's paintings	are aren't		good		artists' paintings.

Language reference page 98

8 Look and talk about the artists. 

	Theo Smith	Jade Turner	Zac Rivers
Age	25	23	25
Paintings sold	27	27	82
Highest price	€1,000	€1,000	€3,000



Theo is **as** old **as** Zac.



Theo is **as** successful **as** Jade.



Jade's paintings aren't **as** expensive **as** Zac's.



PROJECT STOP 2

Our art gallery

Find out about the work of art.
Research the artist's life, and make a list of interesting facts.

Go to page 24

Skills Station

Reading

1 BEFORE YOU READ Ask and answer.

- 1 How old do you think this painting is?
- 2 Describe the painting.
- 3 Do you like it?



2 READ Read and listen. Read again and draw.



1.17

Help desk

flat: two dimensional
further away: more distant
vanish: to disappear

PERSPECTIVE

IN PAINTING

In medieval times, paintings were often colourful, but they usually looked **flat**. This was because artists did not know how to create the effect of **perspective**.

Perspective is an artistic technique which shows three dimensions on a two-dimensional surface. By using perspective, we can make objects look closer or **further away**.

Filippo Brunelleschi was an architect, but he was also interested in painting. Brunelleschi invented the idea of the **vanishing point**, a point where the perspective lines come together.

Try it yourself: Draw a **horizontal** line across the middle of a piece of paper. Draw a dot in the middle. This is the vanishing point. From this point, draw two **diagonal** lines down to the bottom of your paper, in a triangle. Use the triangle to draw a road, a river or a path.

We can add more perspective to a picture by using light colours for things which are close to us, and by drawing things smaller when they are further away.



AFTER YOU READ

3 Answer the questions.

- 1 What were paintings like in medieval times?
- 2 What idea did Filippo Brunelleschi invent?
- 3 What kind of colours make things look closer?
- 4 How can artists make objects look further away?

4 Discuss with a classmate.

- 1 Can you draw well?
- 2 What do you like to draw?
- 3 Who are some famous artists from your country?



PROJECT STOP 3

An art gallery

Print a copy of your painting.

Write notes about the key information.

Go to page 24

Viewing



TATE MODERN

The Tate Modern is an art museum in London. You can see modern art, sculptures and installations there. Sculptures are 3D art. Installations are a kind of temporary 3D art. They use big objects and the space around them to show an idea or a feeling. You can walk through, under or on them!

Jay

BEFORE YOU WATCH Ask and discuss.



- 1 What can you find in an art museum?
- 2 What can you see in the photos?

WATCH Watch and answer.



- 1 How old is the Tate Modern?
- 2 What famous installation does Jay talk about?
- 3 How much is a ticket for the museum?

AFTER YOU WATCH Ask and discuss.



- 1 Would you like to visit the Tate Modern?
- 2 What art museums are there where you live?



MY PASSPORT

PAGE 20

Writing A COMPARISON

1 Read and answer.

- 1 Which picture does the writer like best?
- 2 How many connectors can you find in the text?




Connectors

Use **and** to connect two similar ideas.
Use **but** to show two different ideas.

Two pictures by Sam

In these pictures we can see stairs in two different houses. In picture 1, the artist used perspective but picture 2 looks flat. The colours in picture 1 are warmer and brighter than the colours in picture 2. Picture 1 feels like the morning but picture 2 feels like night-time. I think that picture 1 has nicer colours and picture 2 is more boring.



Go to Activity Book page 19 and write your own comparison.





Project Terminal

AN ART GALLERY

Imagine your local train station needs some colour. In this project, you're going to create an art gallery for the station to make the passengers smile.

Project Portfolio: Activity Book page 20



- Work in a small group.
- Choose a famous work of art to research.



- Find out about the work of art.
- Find out when it was painted, the style, etc.
- Research the artist's life too.



- Print a copy of your painting.
- Write notes about the most important or interesting information.



Present

- Present your painting to the class.
- Display your painting in your classroom.
- Walk around the classroom and decide which paintings you like best.

PRESENTATION TIP Starting a presentation



Think about how to start your presentation. Remember to say hello, smile and introduce yourself. You can start with one of these ideas:

- A question
- A story
- The most interesting facts
- Something surprising



This painting is called *Swans Reflecting Elephants*.

It was painted by Salvador Dalí in 1937.



CRITICAL THINKING

- 1 Which painting was the most popular?
- 2 Did you feel differently about a work of art after you learnt about it?
- 3 Which artist was the most interesting?

EVALUATION

- Which presentation did you like best?
- Was your favourite presentation about your favourite painting?
- Did you start your presentation well?




Checkpoint

1 Listen and choose the picture. 1.18

» EXAM TIP **Listening** Pay attention but keep calm because you hear the listening twice.

1 Which painting does Jane like best?



2 Which painting does Mike not like?



2 Read the conversation and choose the best answer.

» EXAM TIP **Reading and Writing** Read each question and try all the options before you choose an answer.

1 **Jane:** Which of those three boys is Tom?

Zach: ...

2 **Jane:** Is he taller than the blonde boy?

Zach: ...

a Tom is interested in art.

b Alex is my best friend.

c Tom is the boy with the shortest hair.

d I think Rob is more interesting than the others.

e Yes, he is. Alex and Rob are both shorter than Tom.

f He's older than Rob.

g Yes, he is. He makes us laugh a lot.

3 **Jane:** Is Rob the funniest?

Zach: ...

4 **Jane:** Who is the most interesting?

Zach: ...

