


Unit 4 Animals




Unit 4 Animals

LESSON 1

Baby animals chant

A puppy and a dog.
A kitten and a cat.
A duckling and a duck.
A lamb and a sheep.
A kid and a goat.
A calf and a cow.
Oh, wow!

- Play the *Baby animals chant*.  **A&P CD 8**
- Point to each of the mother and baby pairs as you say or hear them in the chant.
- Repeat the chant and encourage the children to join in and point to the pairs of mother and baby animals.
- Encourage the children to find and count the baby animals and circle them in the correct colour.
- Ask the children to draw the correct number of dots / write the correct number in the square next to the picture of each baby animal.

 MF 4 a+b

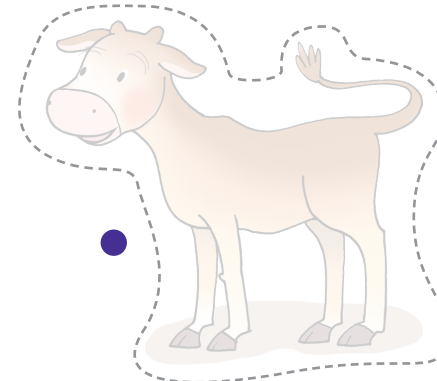





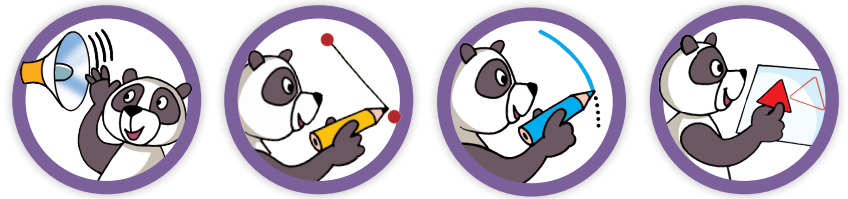


Unit 4 Animals

LESSON 2

Thinking Skills

- Elicit the names of the baby animals from the children.
- Encourage the children to help the mother duck find all her ducklings without crossing another animal by drawing a line along the path.
- Ask the children to colour the mother duck, the pond and the tree at the end of the path.



Unit 4 Animals

LESSON 3


Baby animals listening activity


Connie can see three kids.

Peter can see one calf.

Rosie can see six puppies.

Tom can see four lambs.

- Play the *Baby animals listening activity*.  **A&P CD 9**
- Ask the children to listen and match each character with the correct number and the correct baby animal.
- Encourage the children to trace the numbers and stick the stickers in the correct place.



Unit 4 Animals

LESSON 4

Project

- Show the children the picture and ask them what they can see on the page.
- Do the project. Let the children try some of the activities about the life cycle of a butterfly.
- Ask the children to trace and colour the butterfly and the caterpillar on the board in the picture.