

Vacaciones

Actividades de repaso para el verano

INGLÉS



NEW
SUPER
SUMMER

3

PRIMARIA

Week One	2
Week Two	10
Week Three	18
Week Four	26
Week Five	34
Week Six	42
Week Seven	50
Week Eight	58
Solucionario y audios	65



Hello! Welcome to Super Summer.
I'm Sam. I'm a green cricket.



What's your name?

 **1** Lee y rodea *yes* o *no*.

- | | | | |
|---|----------------------------------|------------|----|
| | This book has got photos. | <u>yes</u> | no |
| a | This book has got 62 pages. | yes | no |
| b | There are <i>Weekend games</i> . | yes | no |
| c | There are <i>Help notes</i> . | yes | no |
| d | There is a CD. | yes | no |

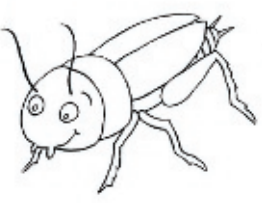
 **2** Rodea los colores.



  **3** Escucha y colorea los animales.




ladybird



cricket



fly



butterfly



bee

  Lee las *Help notes* de la página 7.

1 Escribe los colores.

● blue a ● _____ b ● _____
 c ● _____ d ● _____ e ● _____
 f ● _____ g ● _____ h ○ _____

2 Escucha y rodea *yes* o *no*.



yes no a yes no b yes no c yes no d yes no

3 Mira el dibujo y escribe la preposición correcta.

in on under near behind in front of



under

a _____

b _____



d _____

e _____



c _____



 **1 Ordena las letras para formar palabras.**



cckrite

cricket



ebe

a



nta

b



lfy

c



ddbarily

d



tltubeyrf

e

 **2 Escucha y rodea la palabra correcta.**

This is Sam / Pam

- a She lives in a park / garden.
- b There are lots of flowers / books.
- c Pam is a red cricket / ant.
- d There aren't any bees / flies.
- e There is a red / pink ladybird.



 **3 Relaciona los dibujos con las palabras.**

a




- cricket
- orange
- Sam
- ant
- green
- Pam

b



1 Mira el dibujo y escribe *yes* o *no*.

- There is a bee. no
- a There are some flies. _____
- b There are some ants. _____
- c There is a caterpillar. _____
- d There are four crickets. _____
- e There is one butterfly. _____
- f There is one ladybird. _____
- g There are two trees. _____



2 Escucha y numera los dibujos.



1



3 Encuentra las palabras en la sopa de letras.

P	E	N	B	B	E	E
E	X	W	A	O	Z	A
N	G	P	G	O	H	N
C	R	I	C	K	E	T
I	Q	V	X	M	L	F
L	C	H	A	I	R	L
G	A	F	D	E	N	Y

1 Mira el dibujo y rodea *yes* o *no*.



He's sad.
yes **no**



This is a fly.
yes no



There are flowers.
yes no



The cricket is green.
yes no



The butterfly is orange.
yes no



This is a red bee.
yes no

2 Escucha y escribe las palabras que faltan.


big Sam flowers green


This is Sam.

- a** He is a cricket.
- b** Sam lives in a forest.
- c** There are and rocks.





3 Dibuja tu insecto favorito y escribe sobre él.



This is 

(He / She) is




 lives

in

*** ¡No olvides el juego del fin de semana!**



¿Quién soy?



I am a

Help notes



Present Tense: to be

	+	-
I	am	am not
You	are	are not / aren't
He / She / It	is	is not / isn't
We	are	are not / aren't
They	are	are not / aren't
There	is	is not / isn't
There	are	are not / aren't

Examples

- + I **am** orange.
- I **am** not green.

I am orange.

- + You **are** 8 years old.
- You **aren't** 9.



- + There **is** a dog here. It is small.
- It **isn't** big.